

TAKING LINER MEASUREMENTS

Taking measurements is an essential part in making a perfect liner. Measurements must be accurate, complete and leave no room for interpretation or deduction. Incorrect measurements will cause unnecessary verification costs, delays, or even worse, an unsuitable liner.

TOLERANCE

- ± 1 cm for distances greater than 1 m.
- ± 0.5 cm for distances less than 1 m.
- ± 0.5 cm for stairs.

Here is some useful advice to avoid the most common mistakes:

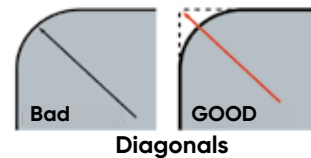
1- LENGTHS AND WIDTHS

- Measure away from rounded corners.
- Measure at the top and bottom of the wall.
- Measure both lengths and widths.



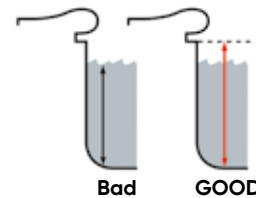
2 - DIAGONALS

- Measure from length and width intersections, and not from the rounded corners.
- Measure all the diagonals.




3 - HEIGHT

- From the pool edge (iner-lock) to the pool bottom, away from rounded coving or panel heights for Overlap fittings.



4 - BOTTOM MEASUREMENTS

- Take all the intermediate measurements **covingly** and check against the total length.

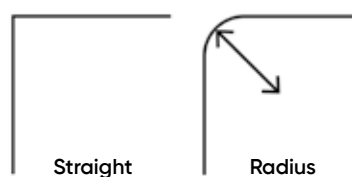


TAKING LINER MEASUREMENTS

5 - CORNER

- Corner: wall to wall radius. The radius must be constant from top to bottom.
- Coving: wall to floor radius. The radius must be constant all around the pool.

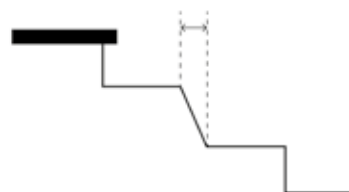
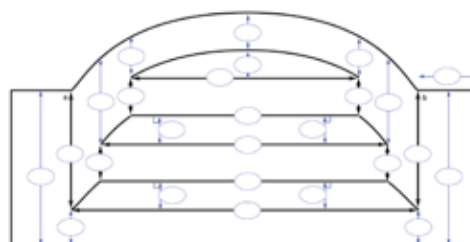
Sharp corners, radii, or straight cut corners must be indicated on the order form.



6 - STEP UNITS

- Stair measurements must be taken very carefully.
- For a correct liner, please check the following:
 - all the edges are sharp and non-cutting (stair noses and risers),
 - the stair nose and riser measurements are important,
 - the water height must be at least 15 cm.
- When there are masonry defects, a complete and detailed "right side, left side" drawing showing all the measurements is essential. Give the actual masonry measurements.

If the steps are not level or plumb, please indicate it on the order form.



False levels

7 - AUTOMATIC COVER

- Indicate the corners and coving for the cover pit. The corner radius for the separating wall and on either side of the wall must be sharp.

**SPEEDY
Liner****Speedy fabrication required :** Yes No

FROM NOVEMBER TO MARCH

D+4

APRIL

D+5

FROM MAY TO AUGUST

D+6




SEPTEMBER, OCTOBER

D+5

Customer N°:	Customer reference:	Order form date:
.....

Company contact details:	Delivery address:
Surname:	Name:
Postcode: City:	Address:
Country: Phone:	Postcode: City:
E-mail:	Country:
Contact in the event of missing measurements:	<input type="checkbox"/> Pick up at DEL Brécé factory (35530 Brécé, FRANCE)

New build pool Existing pool: In order to avoid taking again measurements of the pool, please indicate the invoice number, order number or reference of the original liner made:

LINER RANGES AND COLOURS					
<input type="checkbox"/> EVOLUTION	<input type="checkbox"/> PROTECT 33	<input type="checkbox"/> Basalt	<input type="checkbox"/> TRADITION	<input type="checkbox"/> Argile green	<input type="checkbox"/> Butterfly
<input type="radio"/> White	<input type="radio"/> White	<input type="radio"/> Fidji green	<input type="radio"/> White	<input type="radio"/> Black	<input type="radio"/> Skyline
<input type="radio"/> Beige	<input type="radio"/> Beige	<input type="radio"/> Fidji grey	<input type="radio"/> Beige	<input type="radio"/> Carrara	
<input type="radio"/> Ice blue	<input type="radio"/> Ice blue	<input type="radio"/> Fidji sand	<input type="radio"/> Ice blue	<input type="radio"/> Blue marbled	
<input type="radio"/> Steel grey	<input type="radio"/> Royal blue	<input type="radio"/> Fidji blue	<input type="radio"/> Adriatic blue	<input type="radio"/> Quadra blue	
	<input type="radio"/> Steel grey		<input type="radio"/> Light grey	<input type="radio"/> Quadra grey	
	<input type="radio"/> Dark grey		<input type="radio"/> Steel grey		
STAIRS TO LINE			<input type="checkbox"/> Yes (attach a diagram of the stair) <input type="checkbox"/> No		
<input type="radio"/> Roman <input type="radio"/> Square / Trapezoid <input type="radio"/> Corner <input type="radio"/> Other:					
ANTI-SLIP FOR STAIRS					
<input type="checkbox"/> EVOLUTION	<input type="checkbox"/> PROTECT 33	<input type="checkbox"/> TRADITION			
<input type="radio"/> White	<input type="radio"/> White	<input type="radio"/> White	<input type="radio"/> Royal blue	<input type="radio"/> White	<input type="radio"/> Adriatic blue
<input type="radio"/> Beige	<input type="radio"/> Ice blue	<input type="radio"/> Beige	<input type="radio"/> Steel grey	<input type="radio"/> Beige	<input type="radio"/> Light grey
	<input type="radio"/> Steel grey	<input type="radio"/> Ice blue	<input type="radio"/> Dark grey	<input type="radio"/> Ice blue	<input type="radio"/> Steel grey
TILE-BANDS					
<input type="checkbox"/> Yes <input type="checkbox"/> No Tile-band name:					
ID LINER			ID LINER (STAIR)		
Wall: Bottom:			Stair: Riser:		
FITTINGS					
<input type="checkbox"/> Bead 	<input type="checkbox"/> Overlap (+ 10 cm) 	<input type="checkbox"/> J-Hook for panels (white) 			
VERTICAL WALL WELD CHOICE (Free Service)			<input type="checkbox"/> Yes (attach a drawing) <input type="checkbox"/> No		
COVER PIT			<input type="checkbox"/> Yes (attach a drawing of the pit) <input type="checkbox"/> No		
RADIUS			Corners: <input type="checkbox"/> Sharp <input type="checkbox"/> 5 cm <input type="checkbox"/> 10 cm <input type="checkbox"/> 12.5 cm <input type="checkbox"/> 15 cm		
			<input type="checkbox"/> Others:		
			Coving: <input type="checkbox"/> Sharp <input type="checkbox"/> 5 cm <input type="checkbox"/> 10 cm <input type="checkbox"/> 15 cm <input type="checkbox"/> Other:		
ACCESSORIES			Fittings (e.g.: PVC 36 mm liner lock):		
			Accessories (e.g.: underlay THIBT50):		

**PRO HINT**

Do not hesitate to include photos with your order if the pool has stairs.

SPEEDY Liner	Speedy fabrication required : <input type="checkbox"/> Yes <input type="checkbox"/> No	FROM NOVEMBER TO MARCH	APRIL	FROM MAY TO AUGUST	SEPTEMBER, OCTOBER
		D+4	D+5	D+6	D+5

Customer N°:	Customer reference:	Order form date:
--------------------	---------------------------	------------------------

Company contact details: Surname: Postcode: City: Country: Phone: E-mail: Contact in the event of missing measurements:	Delivery address: Name: Address: Postcode: City: Country: <input type="checkbox"/> Pick up at DEL Brécé factory (35530 Brécé, FRANCE)
---	---

New build pool Existing pool: In order to avoid taking again measurements of the pool, please indicate the invoice number, order number or reference of the original liner made:

LINER RANGES AND COLOURS

<input type="checkbox"/> INFINI <input type="radio"/> White <input type="radio"/> Steel grey <input type="radio"/> Byzantin green* <input type="radio"/> Granit grey <input type="radio"/> Beige <input type="radio"/> Dark grey <input type="radio"/> Byzantin blue* <input type="radio"/> Granit green <input type="radio"/> Ice blue <input type="radio"/> Quadra blue <input type="radio"/> Blue marbled <input type="radio"/> Granit sand <input type="radio"/> Adriatic blue <input type="radio"/> Quadra ocher* <input type="radio"/> Carrara <input type="radio"/> Granit blue <input type="radio"/> Green <input type="radio"/> Quadra grey <input type="radio"/> Black slate	<input type="checkbox"/> CONFORT <input type="radio"/> White <input type="radio"/> Steel grey <input type="radio"/> Beige <input type="radio"/> Ice blue <input type="radio"/> Adriatic blue
--	---

STAIRS TO LINE Yes (attach a diagram of the stair) No

Roman Square / Trapezoid Corner Other:

ANTI-SLIP FOR STAIRS

White Ice blue Steel grey
 Beige Adriatic blue Dark grey

TILE-BANDS

Yes No Tile-band name:

ID LINER **ID LINER (STAIR)**

Wall: Bottom: Stair: Riser:

FITTINGS

Bead
 Overlap (+ 10 cm)
 J-Hook for panels

VERTICAL WALL WELD CHOICE
 (price : € 49 net price) Yes (attach a drawing) No

COVER PIT Yes (attach a drawing of the pit) No

RADIUS
 Corners: Sharp 5 cm 10 cm 12.5 cm 15 cm
 Others:
 Coving: Sharp 5 cm 10 cm 15 cm Other:.....

ACCESSORIES
 Fittings (e.g.: PVC 36 mm liner lock):
 Accessories (e.g.: underlay THIBT50):

PRO HINT

Do not hesitate to include photos with your order if the pool has stairs.

RECTANGULAR FLAT BOTTOM

Customer N°:	Customer reference:	Order form date:	Company:
--------------	---------------------	------------------	----------

Total pool measurements with internal stair and pit included

i INFO

Measurements in cm - **Mandatory**

Measurements in cm - **Not mandatory** for CLASS brand liners.

These measurements are recommended but not mandatory. If they are not provided, we will consider that the measurements given are symmetrical.

Corners

Straight cut corners

Coving

Beveled coving

Corner

Coving

i You can't find your drawing? **Please contact us.**

RECTANGULAR WITH CONSTANT SLOPE

Customer N°:	Customer reference:	Order form date:	Company:
--------------	---------------------	------------------	----------

Total pool measurements with internal stair and pit included

A

B

C

D

A

B

C

D

A

B

C

D

Corners

Straight cut corners

Coving

Beveled coving

i INFO

Measurements in cm - **Mandatory**

Measurements in cm - **Not mandatory** for CLASS brand liners.

These measurements are recommended but not mandatory. If they are not provided, we will consider that the measurements given are symmetrical.

i You can't find your drawing? **Please contact us.**

RECTANGULAR WITH MULTIPLE SEGMENT SLOPE 1

Customer N°:	Customer reference:	Order form date:	Company:
--------------	---------------------	------------------	----------

Please check that your segments + your appendices equal the measurement [AD]

Total pool measurements with internal stair and pit included

Please check that your segments + your appendices equal the measurement [BC]

i INFO

Measurements in cm - **Mandatory**

Measurements in cm - **Not mandatory** for CLASS brand liners.

These measurements are recommended but not mandatory. If they are not provided, we will consider that the measurements given are symmetrical.

Corners

Straight cut corners

Coving

Beveled coving

Corner

Coving

i You can't find your drawing? **Please contact us.**

Customer N°:	Customer reference:	Order form date:	Company:
--------------	---------------------	------------------	----------

Please check that your segments + your appendices equal the measurement [AD]

Total pool measurements with internal stair and pit included

Please check that your segments + your appendices equal the measurement [BC]

i **INFO**

- Measurements in cm - **Mandatory**
- Measurements in cm - **Not mandatory** for CLASS brand liners.

These measurements are recommended but not mandatory. If they are not provided, we will consider that the measurements given are symmetrical.

Corners

Straight cut corners

Coving

Beveled coving

Corner

Coving

i You can't find your drawing? Please contact us.

RECTANGULAR WITH MULTIPLE SEGMENT SLOPE 3

Customer N°:	Customer reference:	Order form date:	Company:
--------------	---------------------	------------------	----------

Please check that your segments + your appendices equal the measurement [AD]

Total pool measurements with internal stair and pit included

Please check that your segments + your appendices equal the measurement [BC]

i INFO

- Measurements in cm - **Mandatory**
- Measurements in cm - **Not mandatory** for CLASS brand liners.

These measurements are recommended but not mandatory. If they are not provided, we will consider that the measurements given are symmetrical.

Corners

Straight cut corners

Coving

Beveled coving

i You can't find your drawing? **Please contact us.**

Customer N°:	Customer reference:	Order form date:	Company:
--------------	---------------------	------------------	----------

Please check that your segments + your appendices equal the measurement [AD]

Total pool measurements with internal stair and pit included

Please check that your segments + your appendices equal the measurement [BC]

i INFO

Measurements in cm - **Mandatory**

Measurements in cm - **Not mandatory** for CLASS brand liners.

These measurements are recommended but not mandatory. If they are not provided, we will consider that the measurements given are symmetrical.

Corners

Straight cut corners

Coving

Beveled coving

i You can't find your drawing? Please contact us.

RECTANGULAR HOPPER 1

Customer N°:	Customer reference:	Order form date:	Company:
--------------	---------------------	------------------	----------

Total pool measurements with internal stair and pit included

1 Please check that your segments + your appendices equal the measurement [AD]

2 Please check that your segments + your appendices equal the measurement [BC]

	A	B	C	D
Corners				
Straight cut corners				
Coving				
Beveled coving				

INFO

Measurements in cm - **Mandatory**

Measurements in cm - **Not mandatory** for CLASS brand liners.

These measurements are recommended but not mandatory. If they are not provided, we will consider that the measurements given are symmetrical.

i You can't find your drawing? **Please contact us.**

Customer N°:	Customer reference:	Order form date:	Company:
--------------	---------------------	------------------	----------

Total pool measurements with internal stair and pit included

1 Please check that your segments + your appendices equal the measurement [AD]

2 Please check that your segments + your appendices equal the measurement [BC]

3

4

INFO

- Measurements in cm - **Mandatory**
- Measurements in cm - **Not mandatory** for CLASS brand liners.

These measurements are recommended but not mandatory. If they are not provided, we will consider that the measurements given are symmetrical.

Corners

Straight cut corners

Coving

Beveled coving

Corner

Coving

i You can't find your drawing? Please contact us.

RECTANGULAR HOPPER 3

Customer N°:	Customer reference:	Order form date:	Company:
--------------	---------------------	------------------	----------

Total pool measurements with internal stair and pit included

Please check that your segments + your appendices equal the measurement [AD]

Please check that your segments + your appendices equal the measurement [BC]

INFO

Measurements in cm - **Mandatory**

Measurements in cm - **Not mandatory** for CLASS brand liners.

These measurements are recommended but not mandatory. If they are not provided, we will consider that the measurements given are symmetrical.

Corners

Straight cut corners

Coving

Beveled coving

Corner

Coving

i You can't find your drawing? **Please contact us.**

Customer N°:	Customer reference:	Order form date:	Company:
--------------	---------------------	------------------	----------

Total pool measurements with internal stair and pit included

Please check that your segments + your appendices equal the measurement [AD]

Please check that your segments + your appendices equal the measurement [BC]

A **B** **C** **D**

Corners

Straight cut corners

Coving

Beveled coving

i **INFO**

Measurements in cm - **Mandatory**

Measurements in cm - **Not mandatory** for CLASS brand liners.

These measurements are recommended but not mandatory. If they are not provided, we will consider that the measurements given are symmetrical.

i You can't find your drawing? Please contact us.

RECTANGULAR HOPPER 5

Customer N°:	Customer reference:	Order form date:	Company:
--------------	---------------------	------------------	----------

Total pool measurements with internal stair and pit included

Please check that your segments + your appendices equal the measurement [AD]

Please check that your segments + your appendices equal the measurement [BC]

i INFO

Measurements in cm - **Mandatory**

Measurements in cm - **Not mandatory** for CLASS brand liners.

These measurements are recommended but not mandatory. If they are not provided, we will consider that the measurements given are symmetrical.

Corners

Straight cut corners

Coving

Beveled coving

Corner

Coving

i You can't find your drawing? **Please contact us.**

Customer N°:	Customer reference:	Order form date:	Company:
--------------	---------------------	------------------	----------

Total pool measurements with internal stair and pit included

1

2

3

Please check that your segments + your appendices equal the measurement [AD]

Please check that your segments + your appendices equal the measurement [BC]

A **B** **C** **D** **E** **F**

INFO

Measurements in cm - **Mandatory**

Measurements in cm - **Not mandatory** for CLASS brand liners.

These measurements are recommended but not mandatory. If they are not provided, we will consider that the measurements given are symmetrical.

Corners

Straight cut corners

Coving

Beveled coving

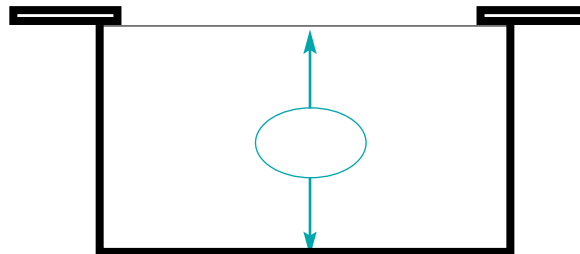
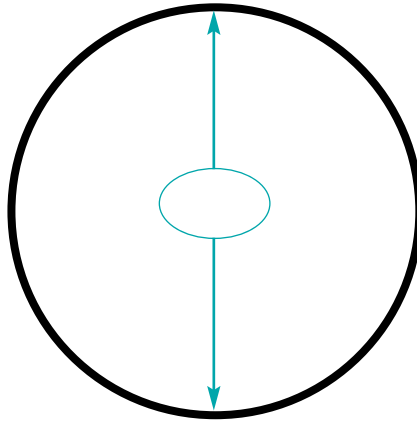
Corner

Coving

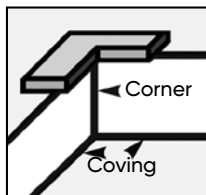

i You can't find your drawing? Please contact us.

ROUND FLAT BOTTOM

Customer N°:	Customer reference:	Order form date:	Company:
--------------	---------------------	------------------	----------



Coving
or
Beveled
coving



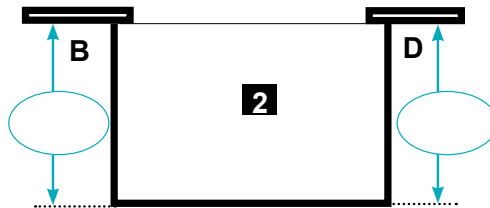
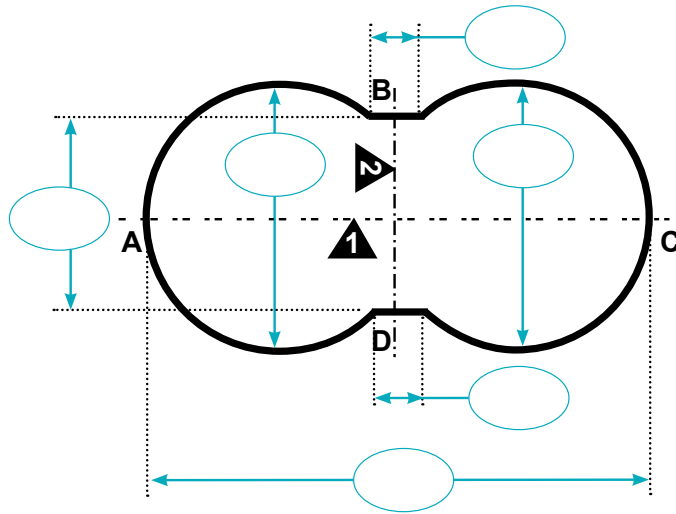
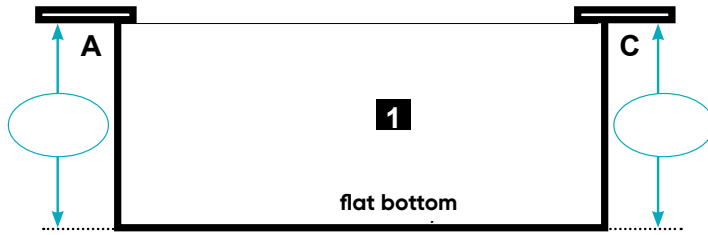
i INFO

 Measurements
in cm.

i You can't find your drawing? **Please contact us.**

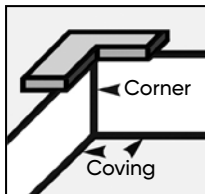

8 FLAT BOTTOM

Customer N°:	Customer reference:	Order form date:	Company:
--------------	---------------------	------------------	----------



Pool Height from Liner-lock to bottom

Coving or Beveled coving



i INFO



Measurements in cm.

i You can't find your drawing? Please contact us.

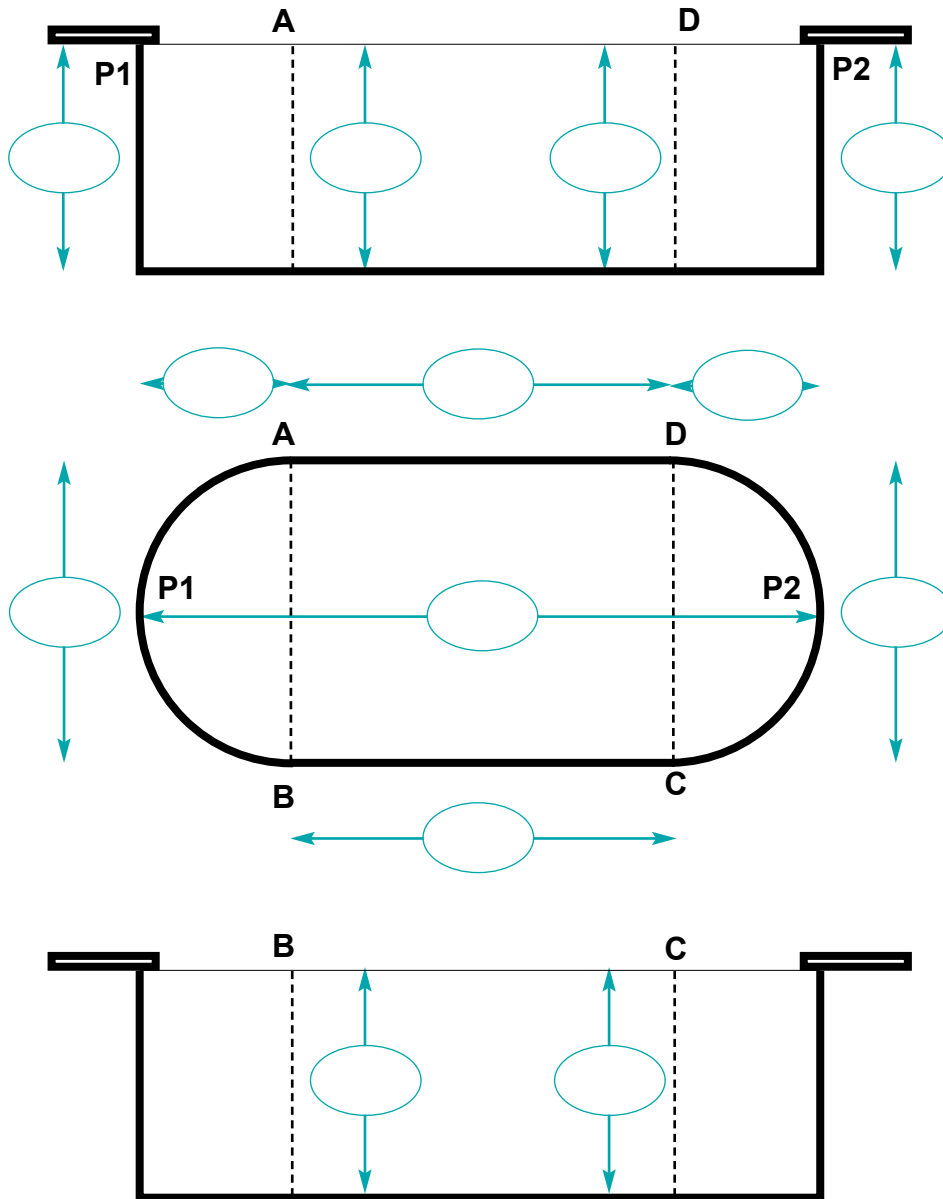
DOUBLE ROMAN SHAPE FLAT BOTTOM

Customer N°:

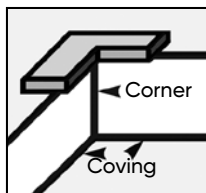

Customer reference:

Order form date:

Company:



Coving
or
Beveled
coving



i INFO

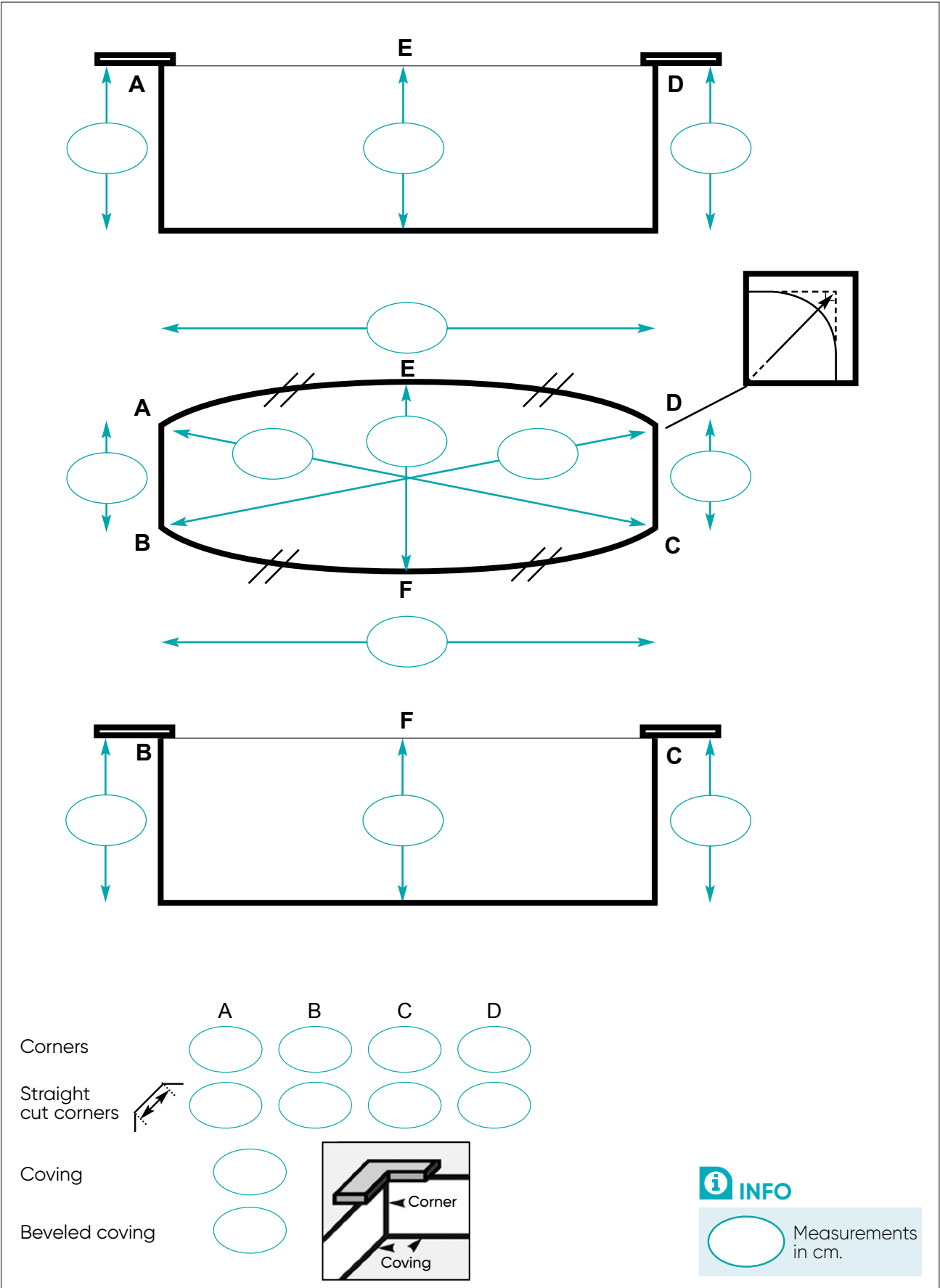
 Measurements
in cm.



You can't find your drawing? **Please contact us.**

OVOID FLAT BOTTOM

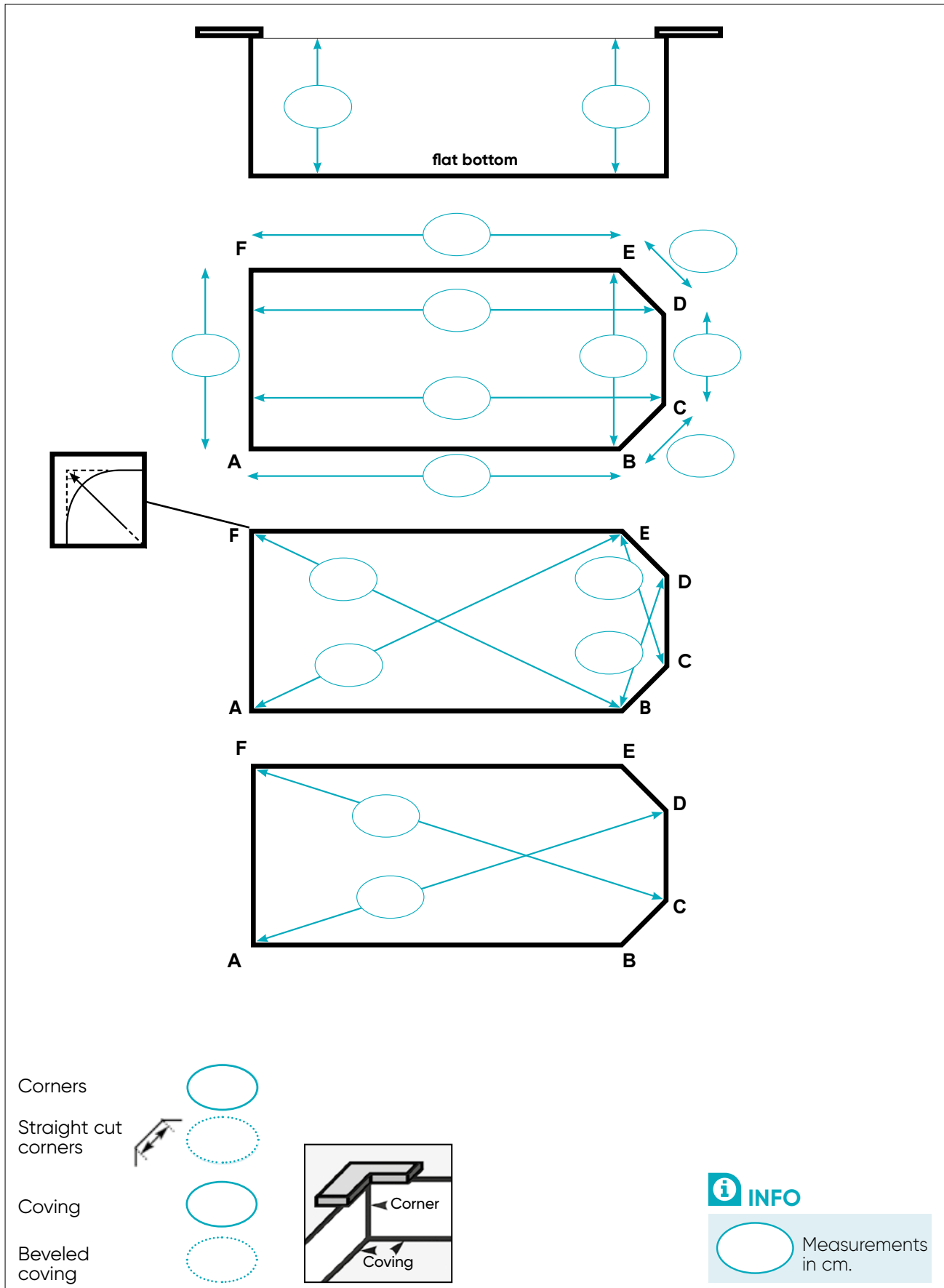
Customer N°:	Customer reference:	Order form date:	Company:
--------------	---------------------	------------------	----------



i You can't find your drawing? Please contact us.

SEMI OCTAGONAL FLAT BOTTOM

Customer N°:	Customer reference:	Order form date:	Company:
--------------	---------------------	------------------	----------



i You can't find your drawing? **Please contact us.**

Customer N°:	Customer reference:	Order form date:	Company:
--------------	---------------------	------------------	----------

The diagram illustrates the measurement points for a hexagonal flat bottom pool. The plan view shows a hexagon with vertices labeled A through F. Measurements are taken from the center of the pool to each vertex. Solid lines and circles indicate mandatory measurements, while dashed lines and circles indicate non-mandatory measurements. A cross-section shows the pool depth. Corner details show straight cut corners, coving, and beveled coving.

Pool depth

INFO

- Measurements in cm - **Mandatory**
- Measurements in cm - **Not mandatory** for CLASS brand liners.

These measurements are recommended but not mandatory. If they are not provided, we will consider that the easurements given are symmetrical.

Corners

Straight cut corners

Coving

Beveled coving

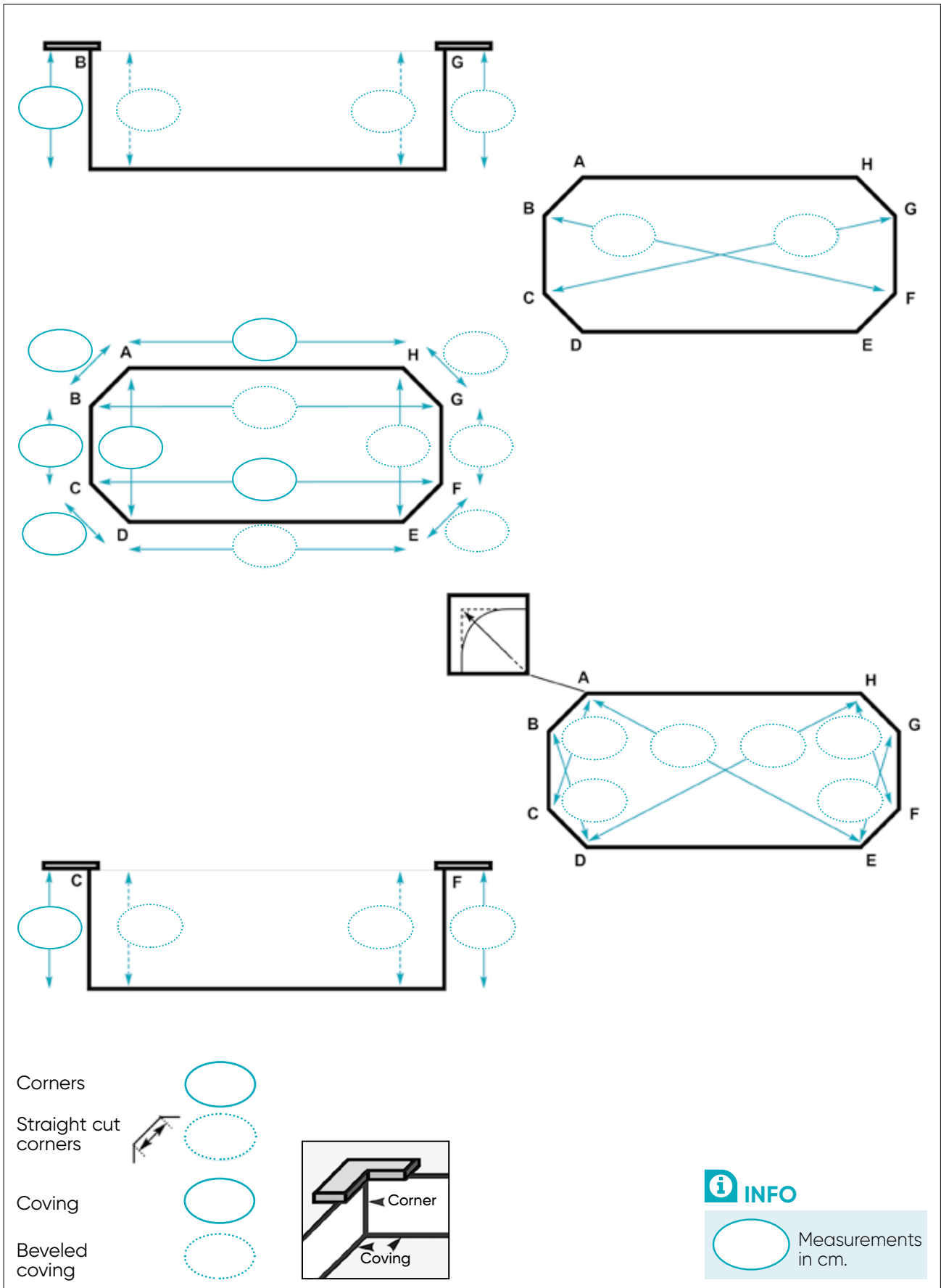
Corner

Coving

i You can't find your drawing? **Please contact us.**

ELONGATED OCTAGONAL WITH FLAT BOTTOM

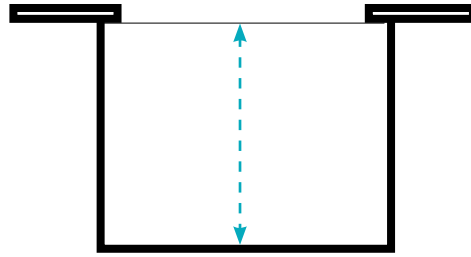
Customer N°:	Customer reference:	Order form date:	Company:
--------------	---------------------	------------------	----------



i You can't find your drawing? **Please contact us.**

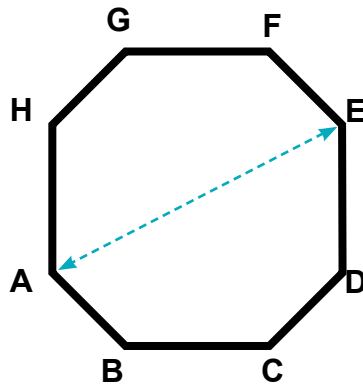
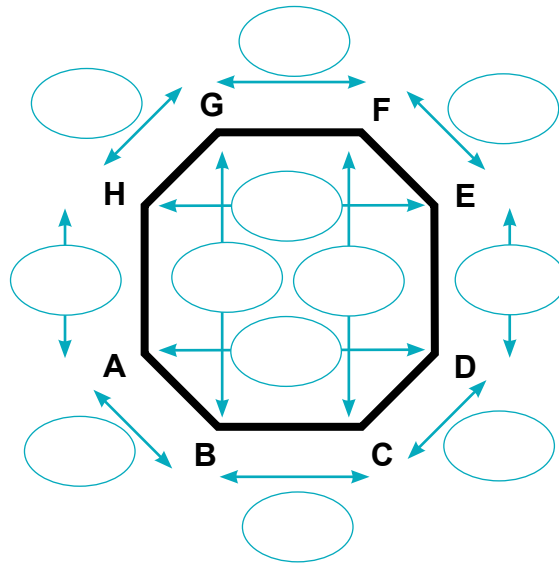
OCTAGONAL WITH FLAT BOTTOM

Customer N°:	Customer reference:	Order form date:	Company:
--------------	---------------------	------------------	----------



Depths at points

- A =
- B =
- C =
- D =
- E =
- F =
- G =
- H =



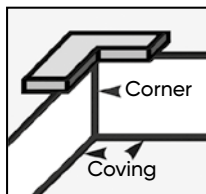
- AC =
- AE =
- AF =
- AG =
- BD =
- BE =
- BF =
- BH =
- CE =
- CH =
- DF =
- DG =
- DH =
- EG =
- FH =
- CG =

We consider corner to be sharp

Coving



Beveled coving



i INFO

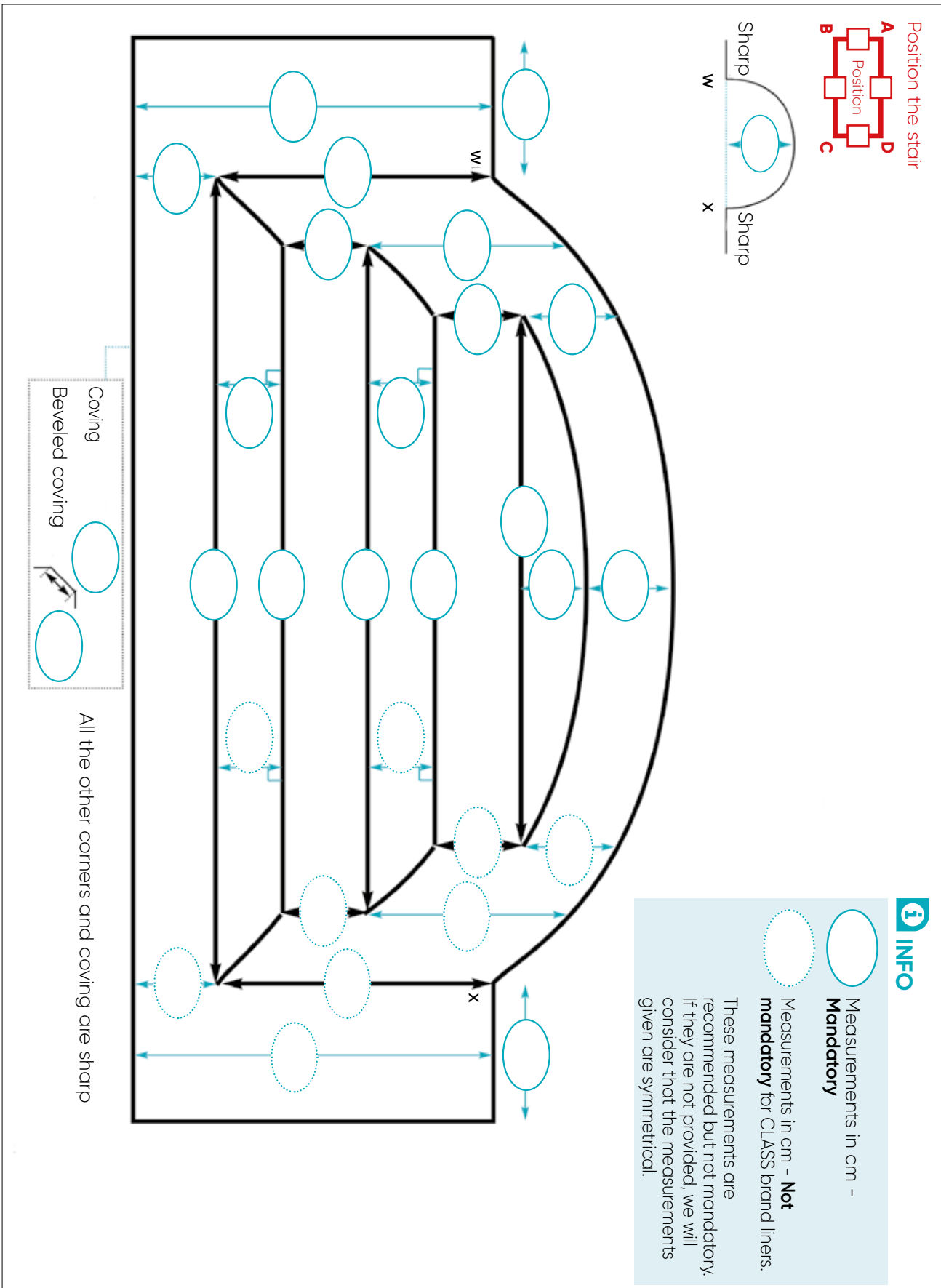


Measurements in cm.

i You can't find your drawing? Please contact us.

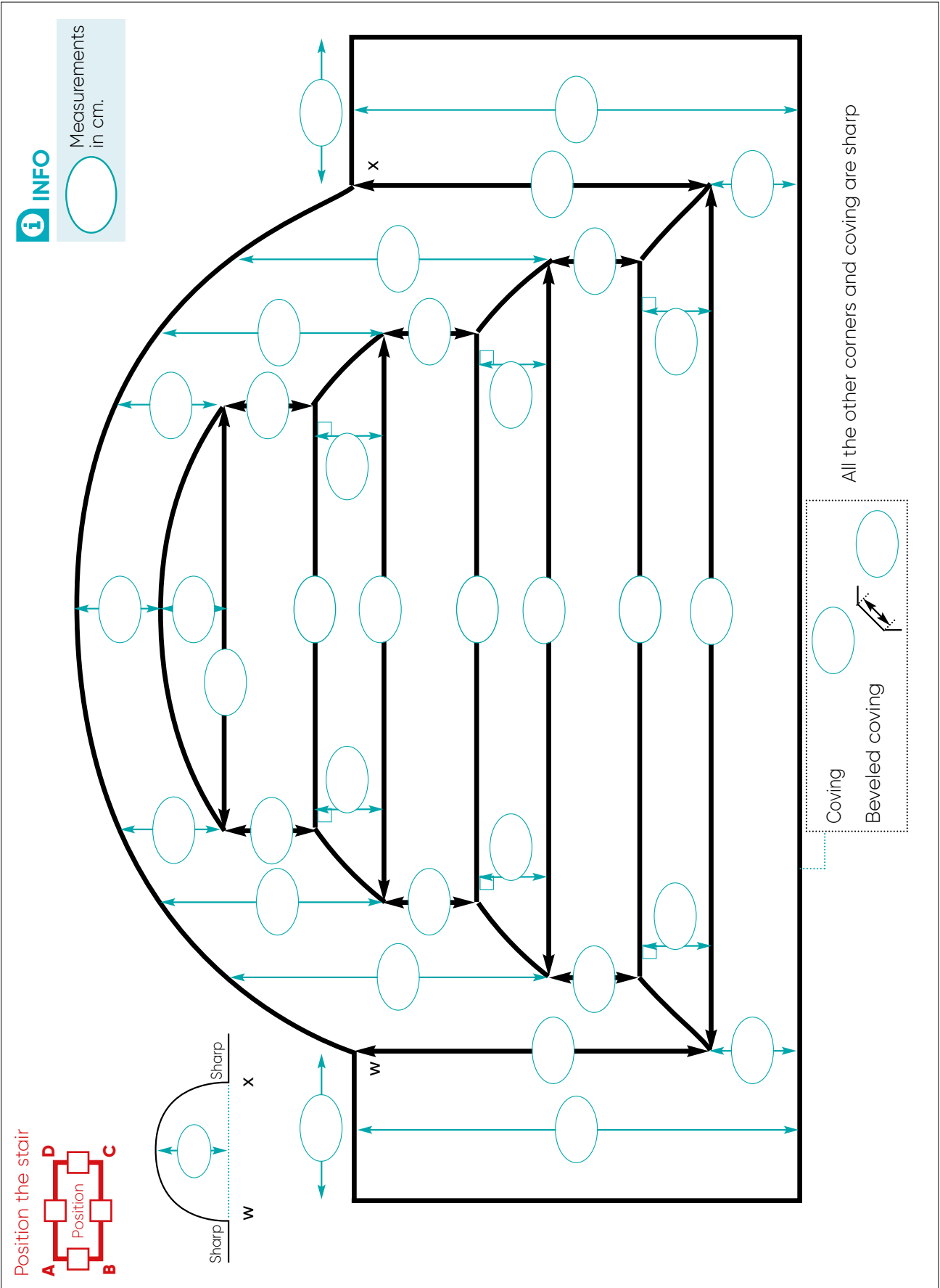
ROMAN STAIR - 3 STEPS

Customer N°:	Customer reference:	Order form date:	Company:
--------------	---------------------	------------------	----------



i You can't find your drawing? **Please contact us.**

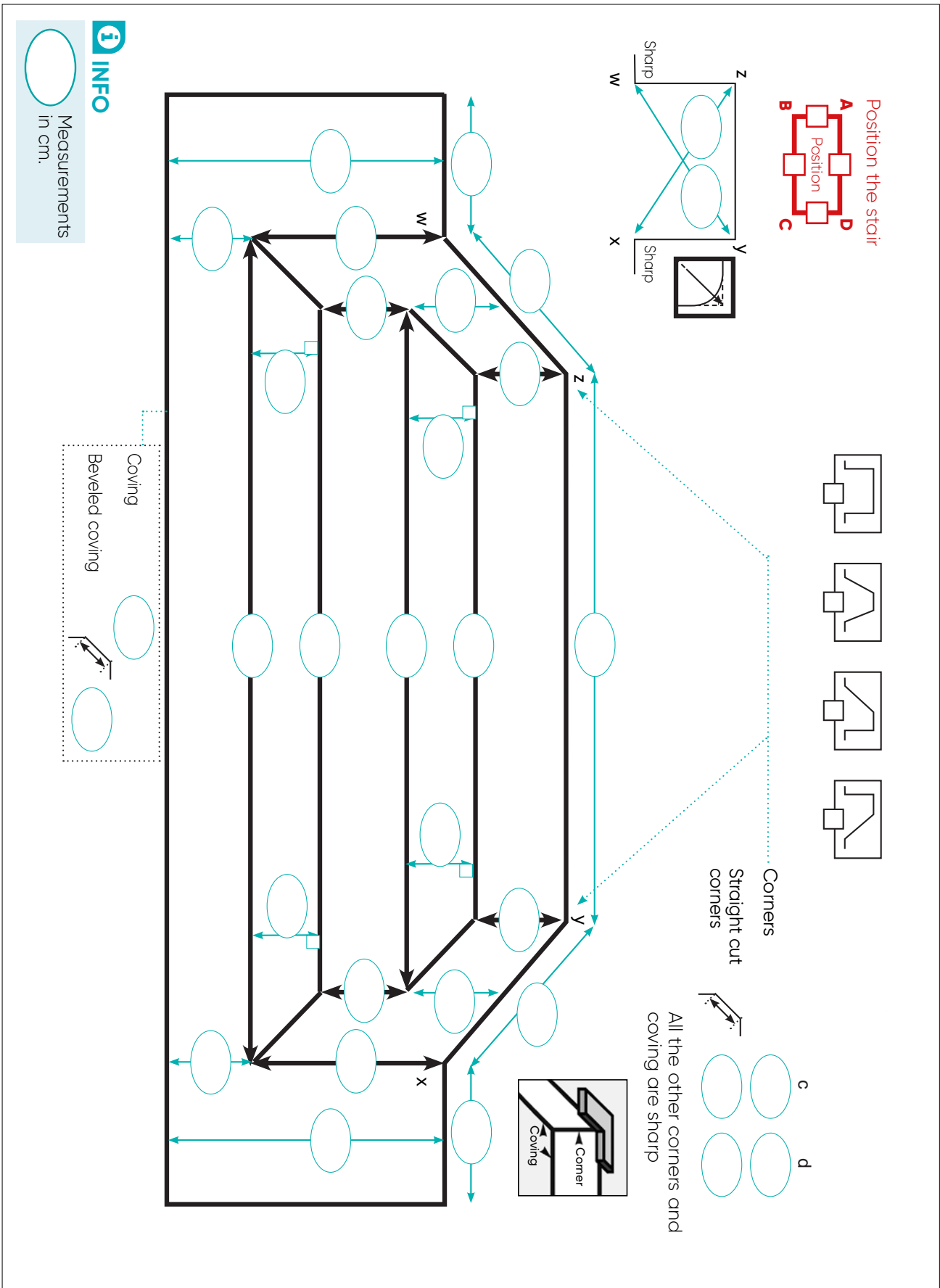
Customer N°:	Customer reference:	Order form date:	Company:
--------------	---------------------	------------------	----------



i You can't find your drawing? Please contact us.

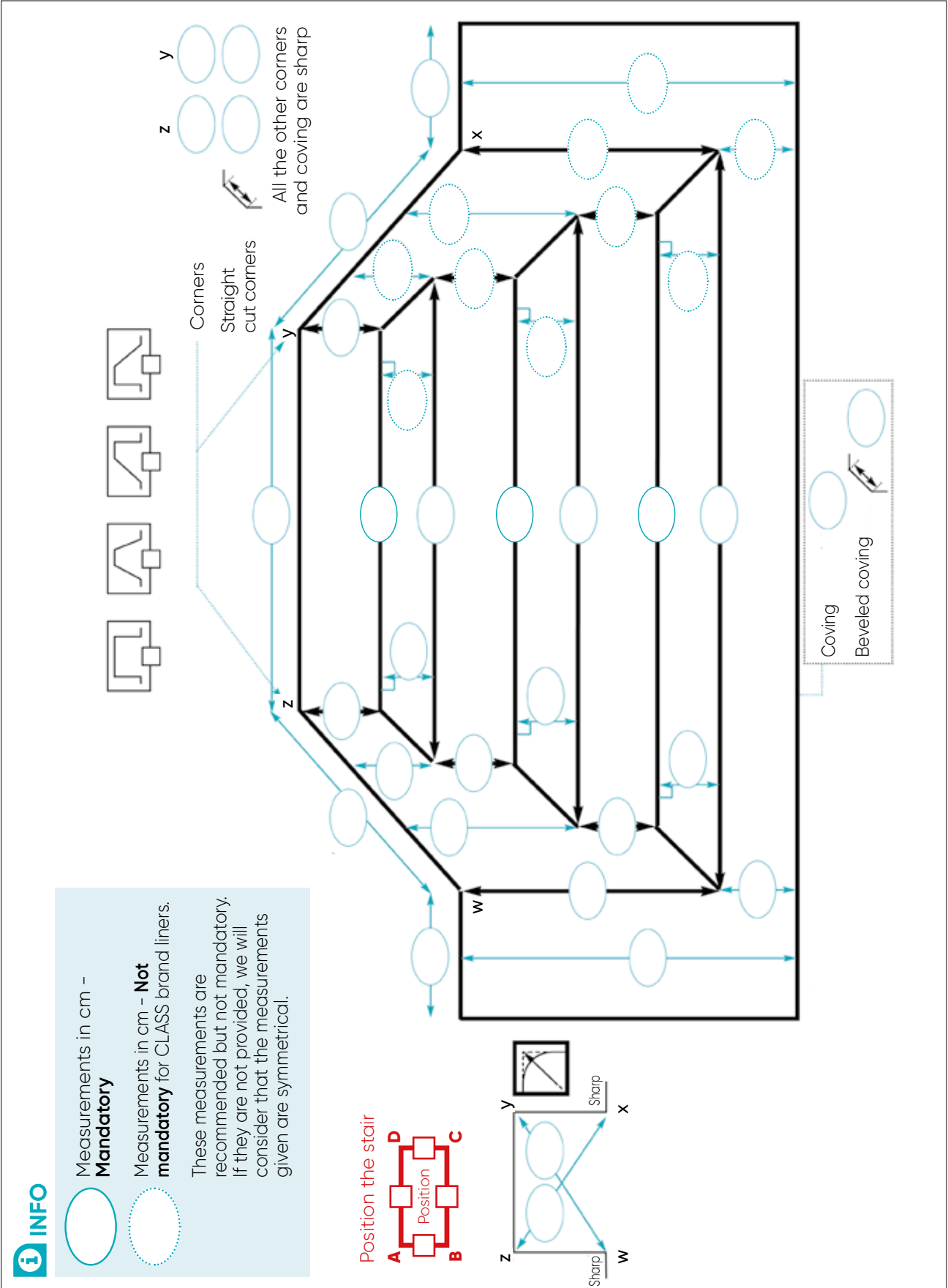
SQUARE OR TRAPEZOID OR FULL WIDTH STAIR - 2 STEPS

Customer N°:	Customer reference:	Order form date:	Company:
--------------	---------------------	------------------	----------



i You can't find your drawing? **Please contact us.**

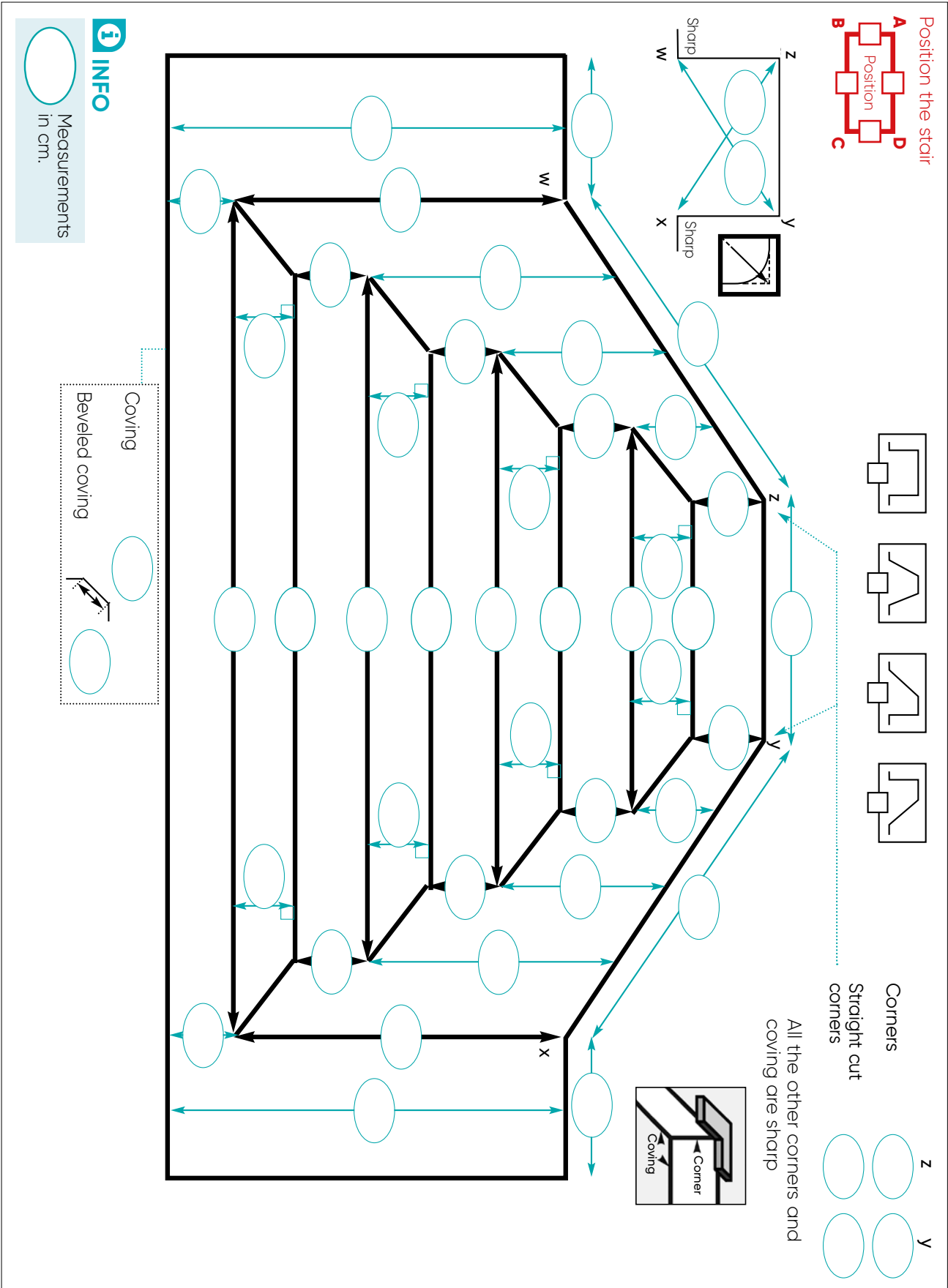
Customer N°:	Customer reference:	Order form date:	Company:
--------------	---------------------	------------------	----------



INFO You can't find your drawing? Please contact us.

SQUARE OR TRAPEZOID OR FULL WIDTH STAIR - 4 STEPS

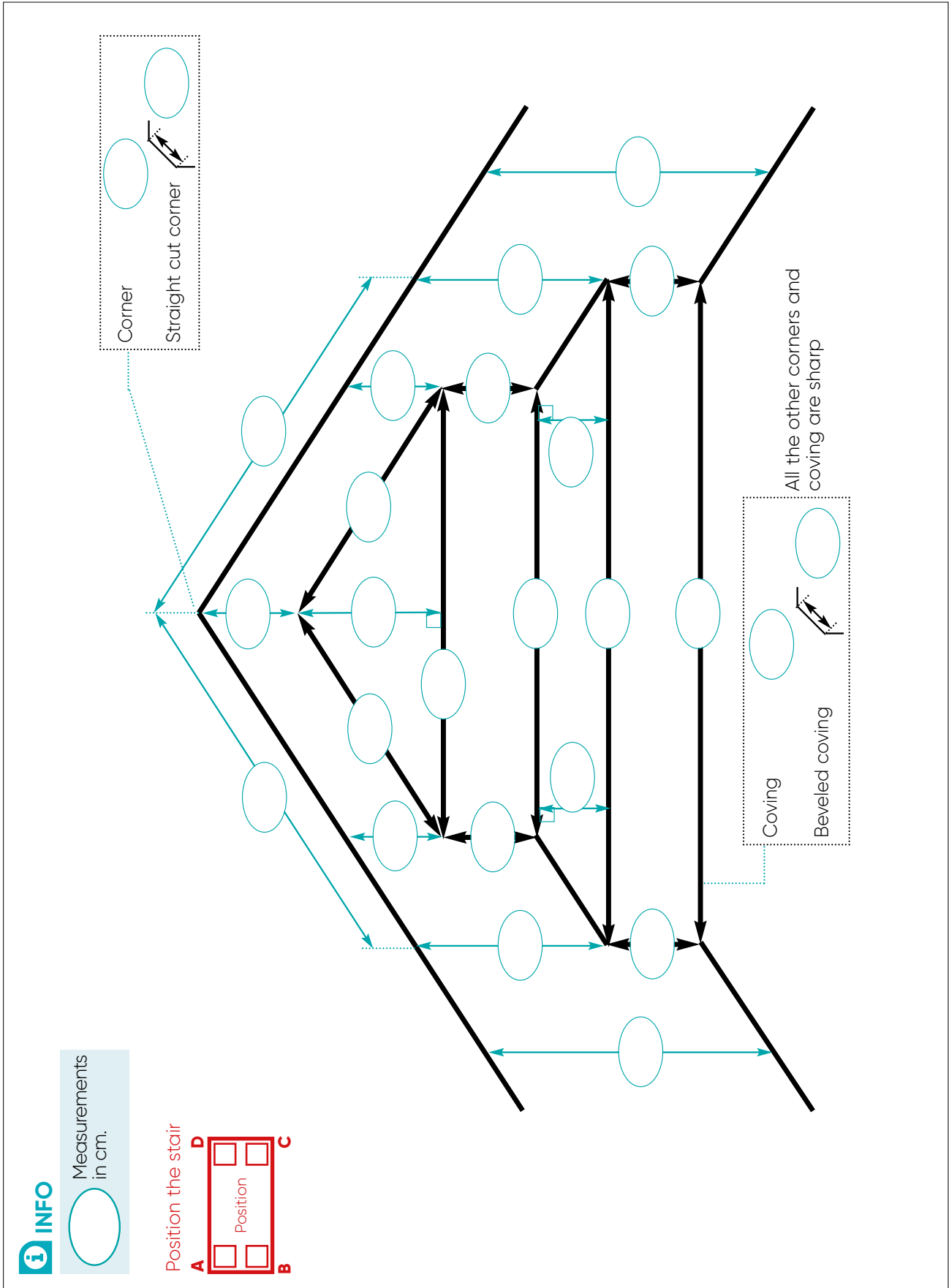
Customer N°:	Customer reference:	Order form date:	Company:
--------------	---------------------	------------------	----------



i You can't find your drawing? **Please contact us.**

CORNER STAIR - 2 STEPS

Customer N°:	Customer reference:	Order form date:	Company:
--------------	---------------------	------------------	----------



i You can't find your drawing? Please contact us.

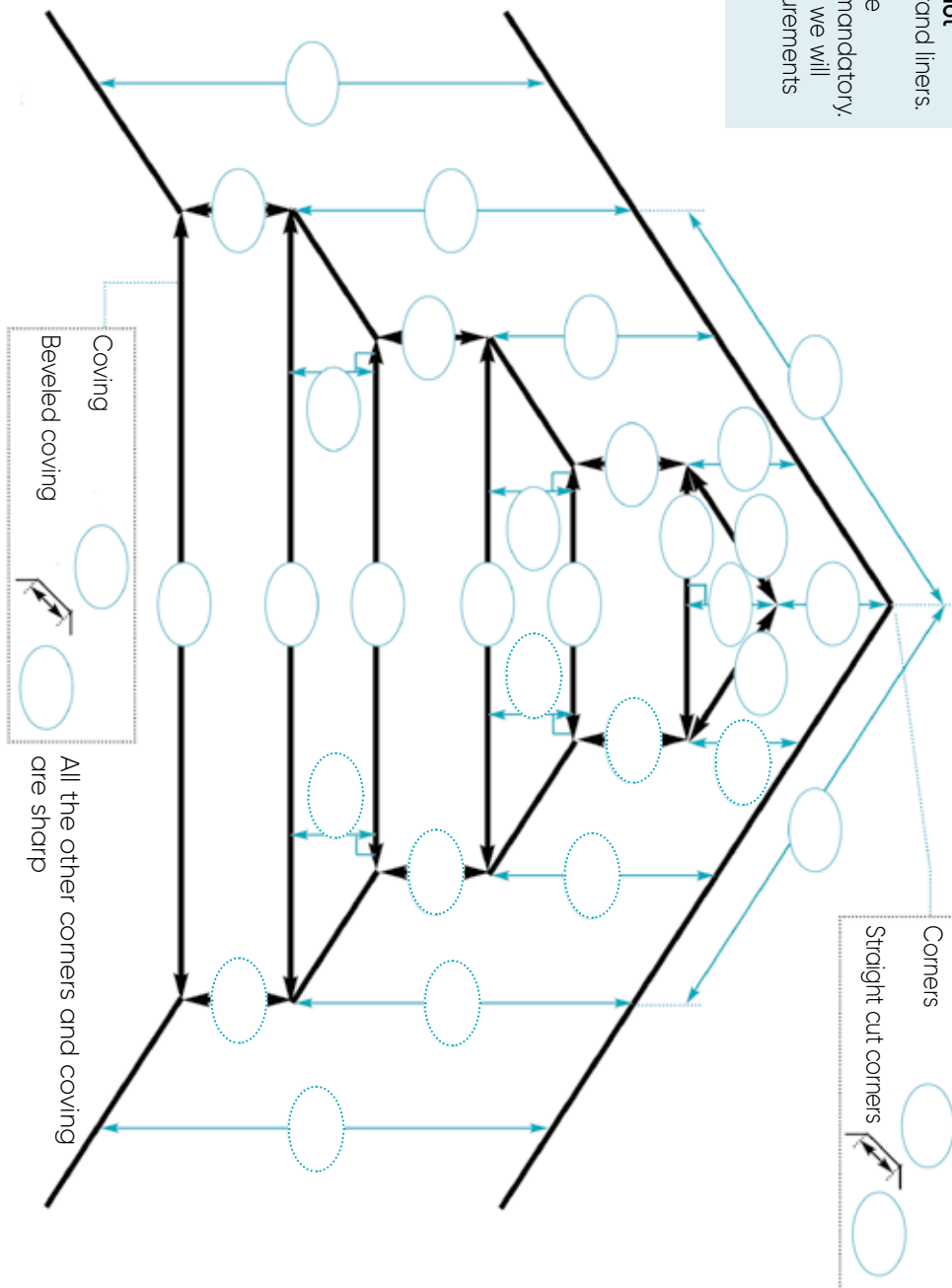
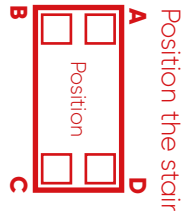
Customer N°:	Customer reference:	Order form date:	Company:
--------------	---------------------	------------------	----------

1 INFO

Measurements in cm -
Mandatory

Measurements in cm - **Not mandatory** for CLASS brand liners.

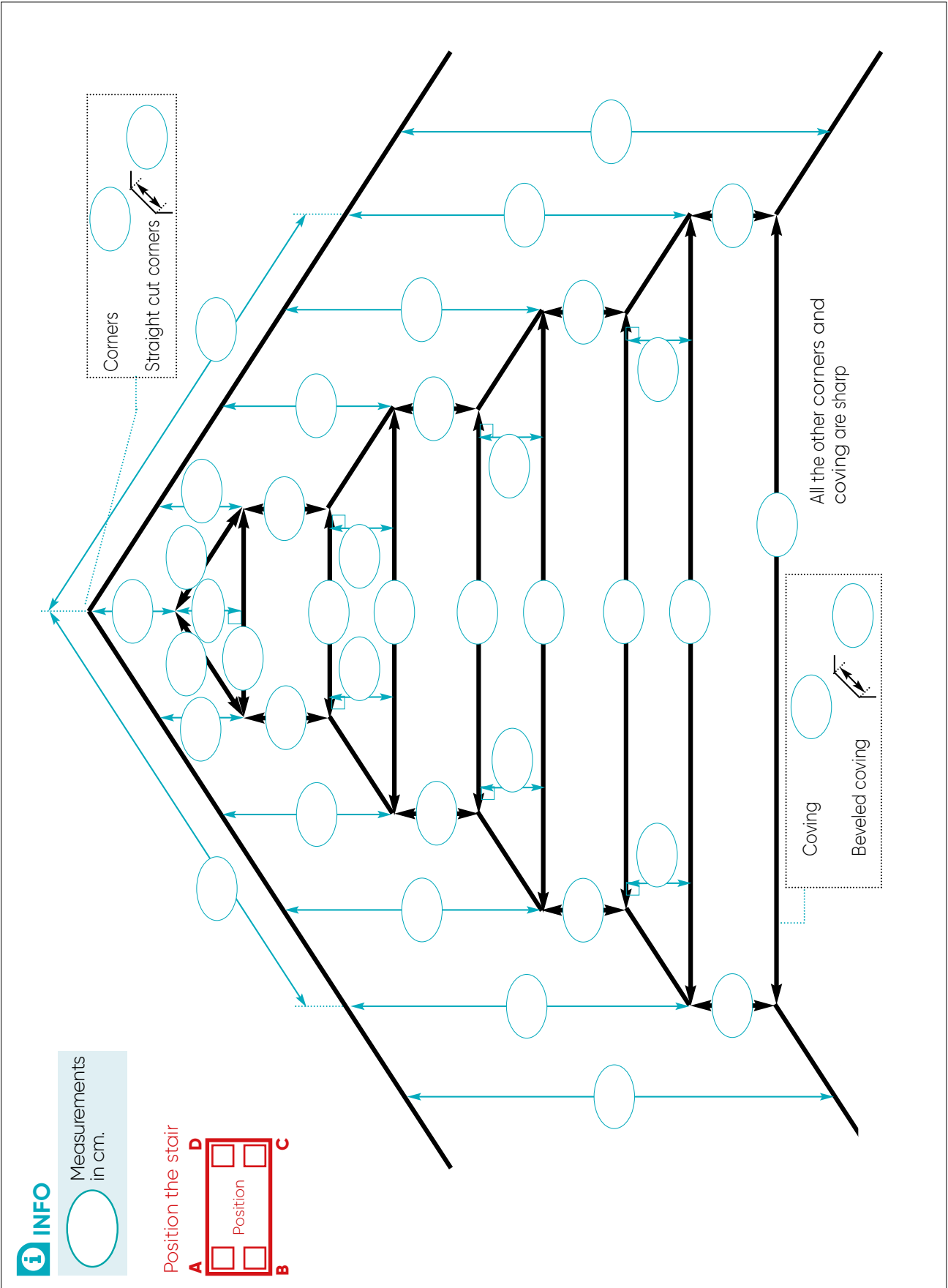
These measurements are recommended but not mandatory. If they are not provided, we will consider that the measurements given are symmetrical.



i You can't find your drawing? **Please contact us.**

CORNER STAIR - 4 STEPS

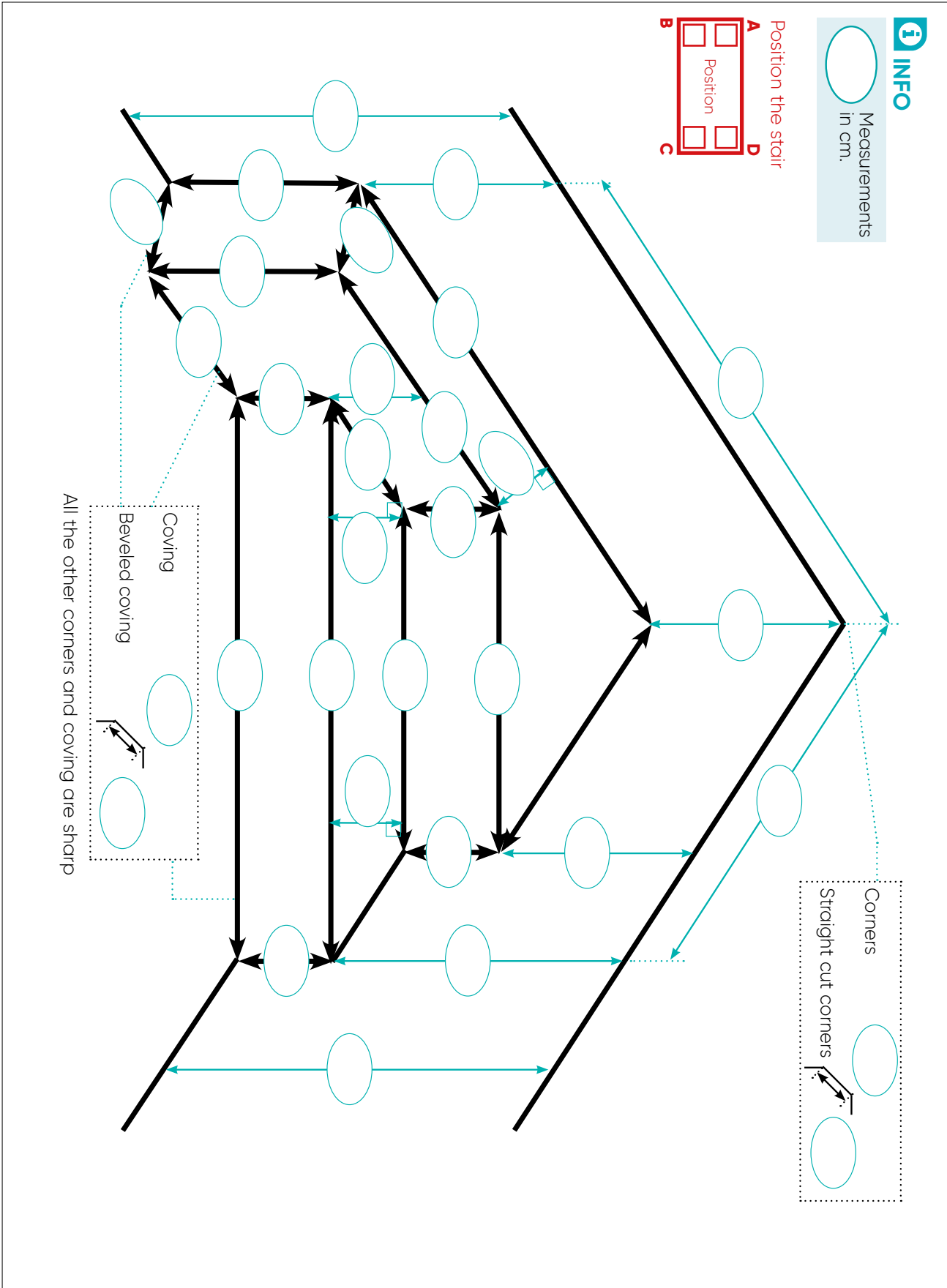
Customer N°:	Customer reference:	Order form date:	Company:
--------------	---------------------	------------------	----------



i You can't find your drawing? Please contact us.

CORNER BENCH STAIR - 2 STEPS - LEFT

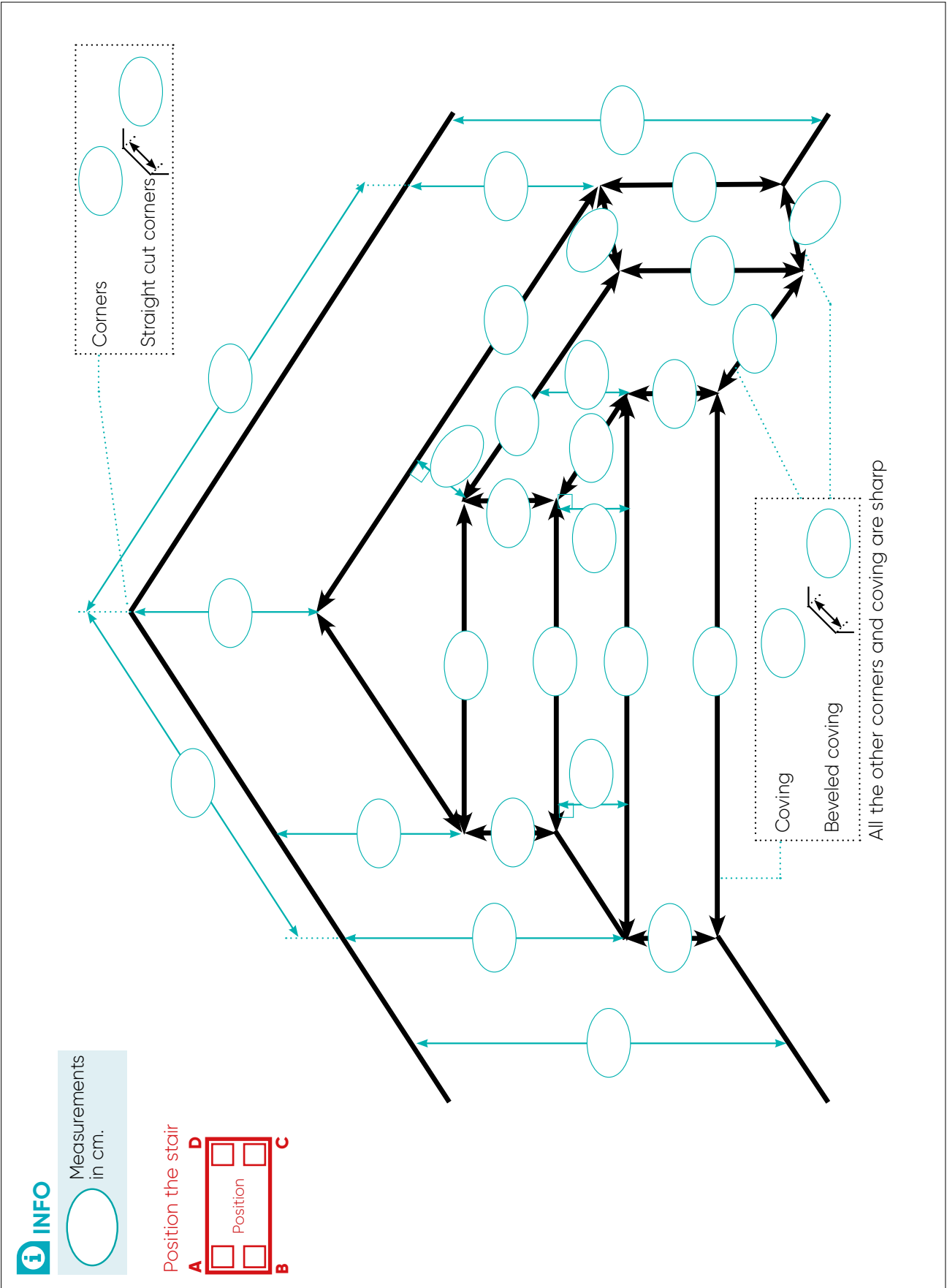
Customer N°:	Customer reference:	Order form date:	Company:
--------------	---------------------	------------------	----------



You can't find your drawing? **Please contact us.**

CORNER BENCH STAIR - 2 STEPS - RIGHT

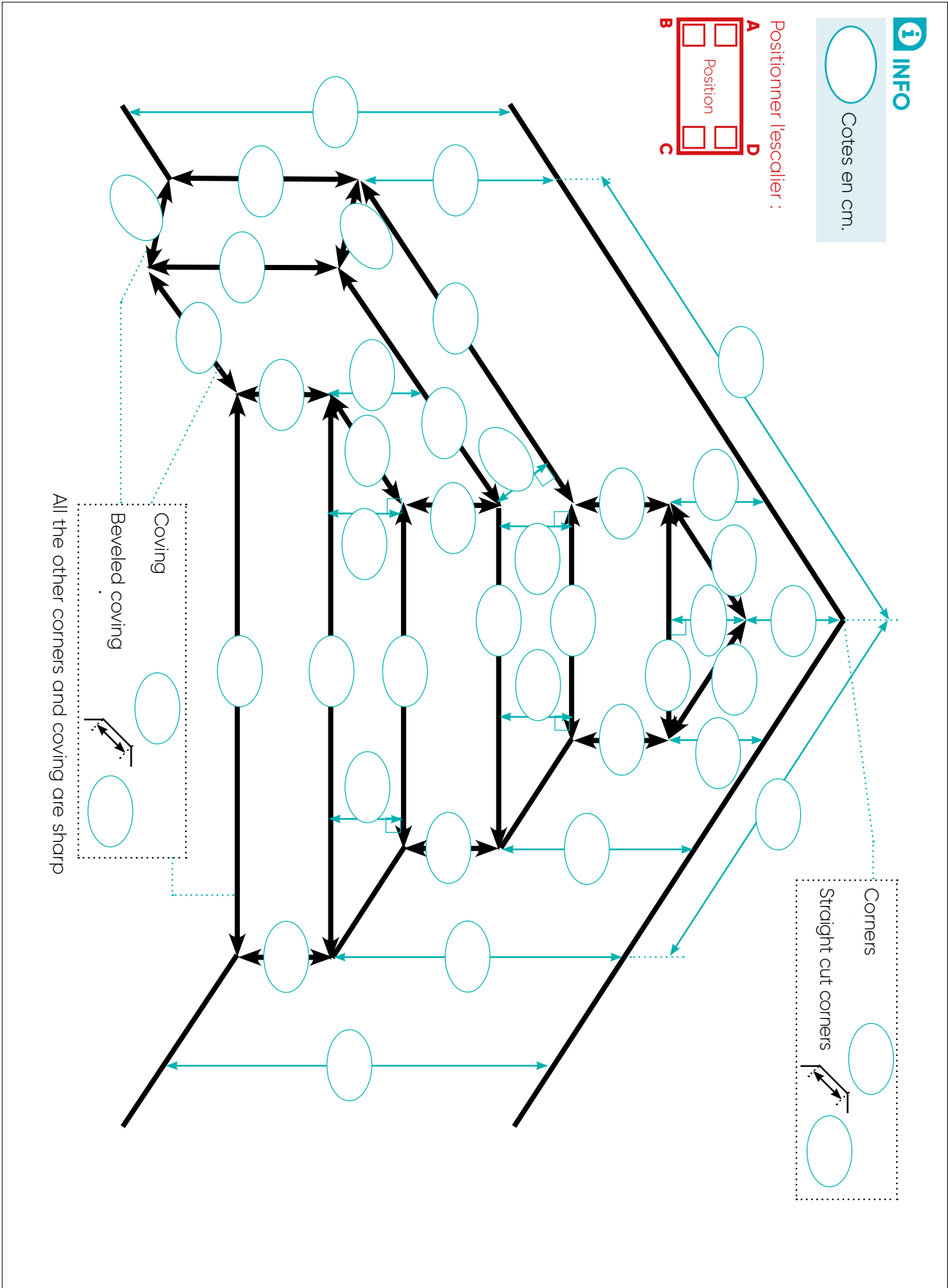
Customer N°:	Customer reference:	Order form date:	Company:
--------------	---------------------	------------------	----------



i You can't find your drawing? Please contact us.

CORNER BENCH STAIR - 3 STEPS - LEFT

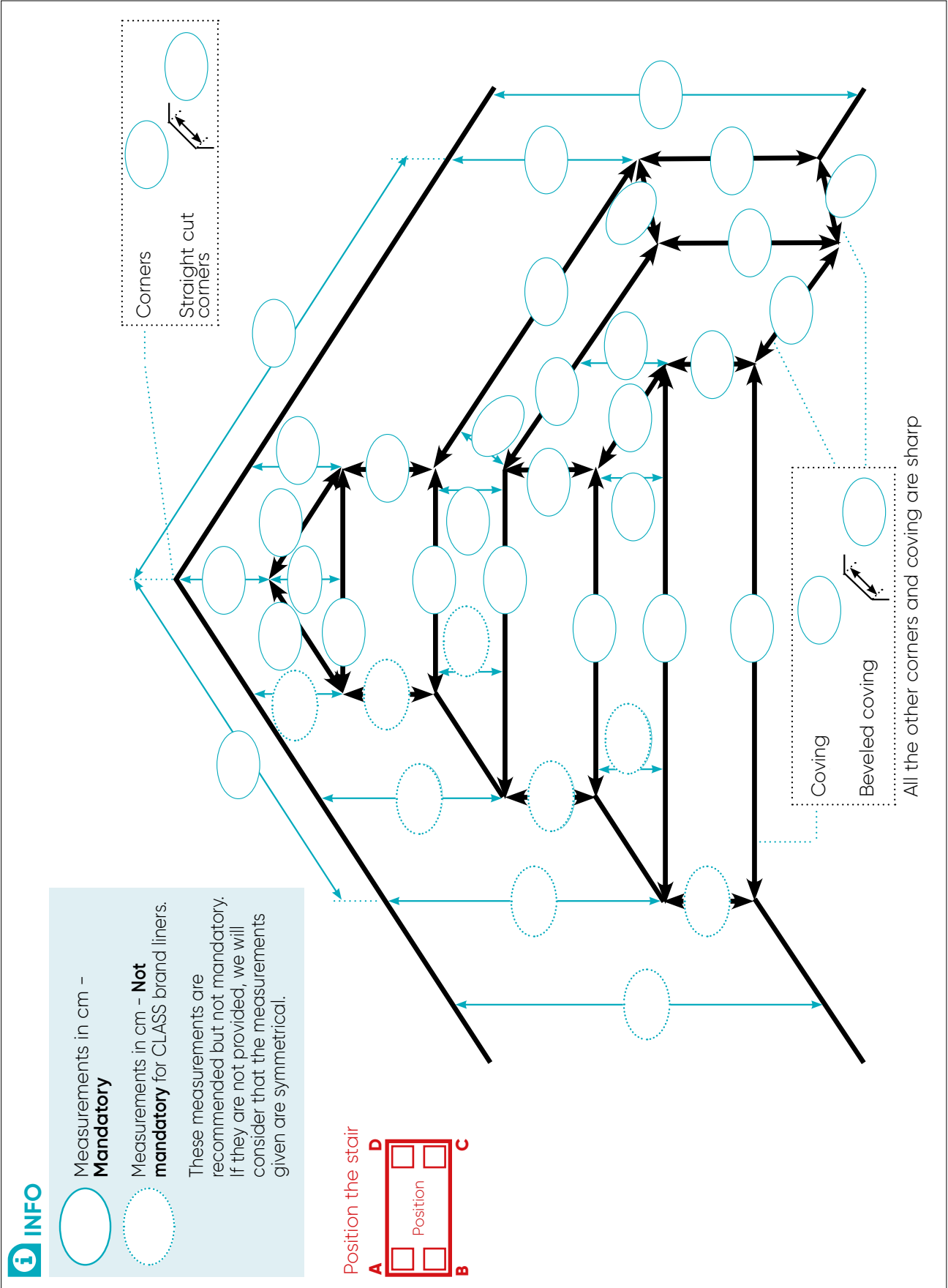
Customer N°:	Customer reference:	Order form date:	Company:
--------------	---------------------	------------------	----------



i You can't find your drawing? **Please contact us.**

CORNER BENCH STAIR - 3 STEPS - RIGHT

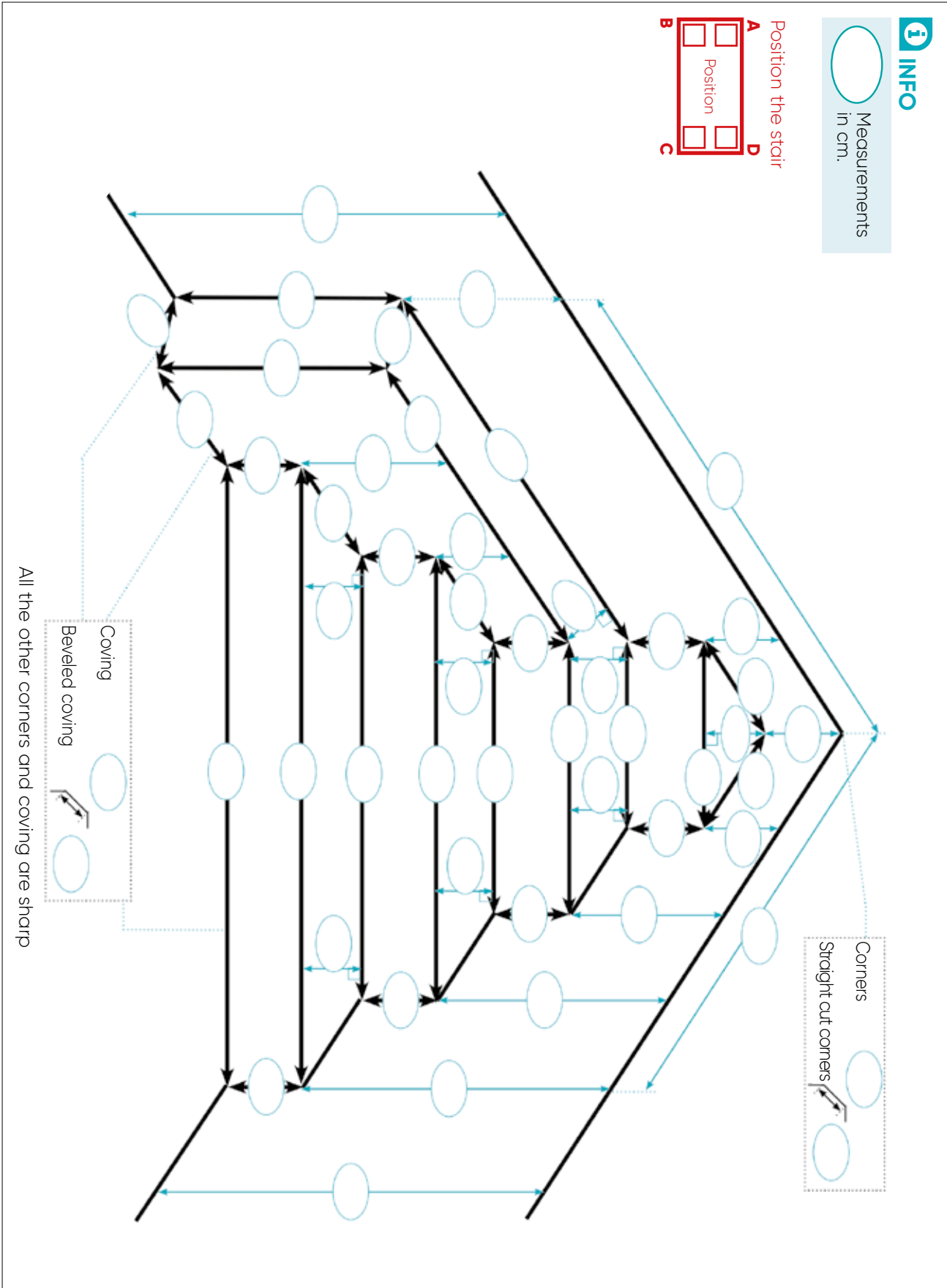
Customer N°:	Customer reference:	Order form date:	Company:
--------------	---------------------	------------------	----------



i You can't find your drawing? Please contact us.

CORNER BENCH STAIR - 4 STEPS - LEFT

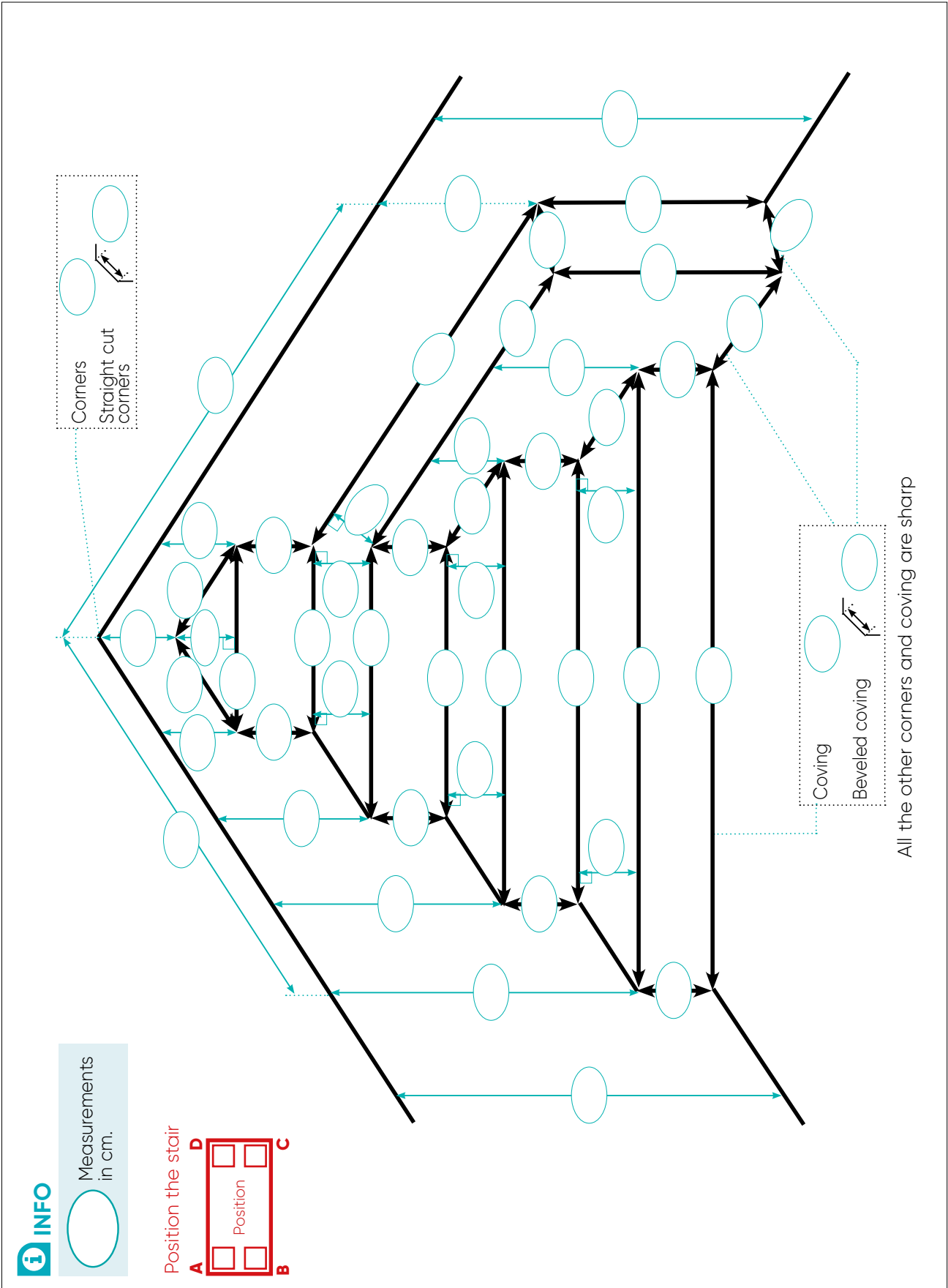
Customer N°:	Customer reference:	Order form date:	Company:
--------------	---------------------	------------------	----------



You can't find your drawing? **Please contact us.**

CORNER BENCH STAIR - 4 STEPS - RIGHT

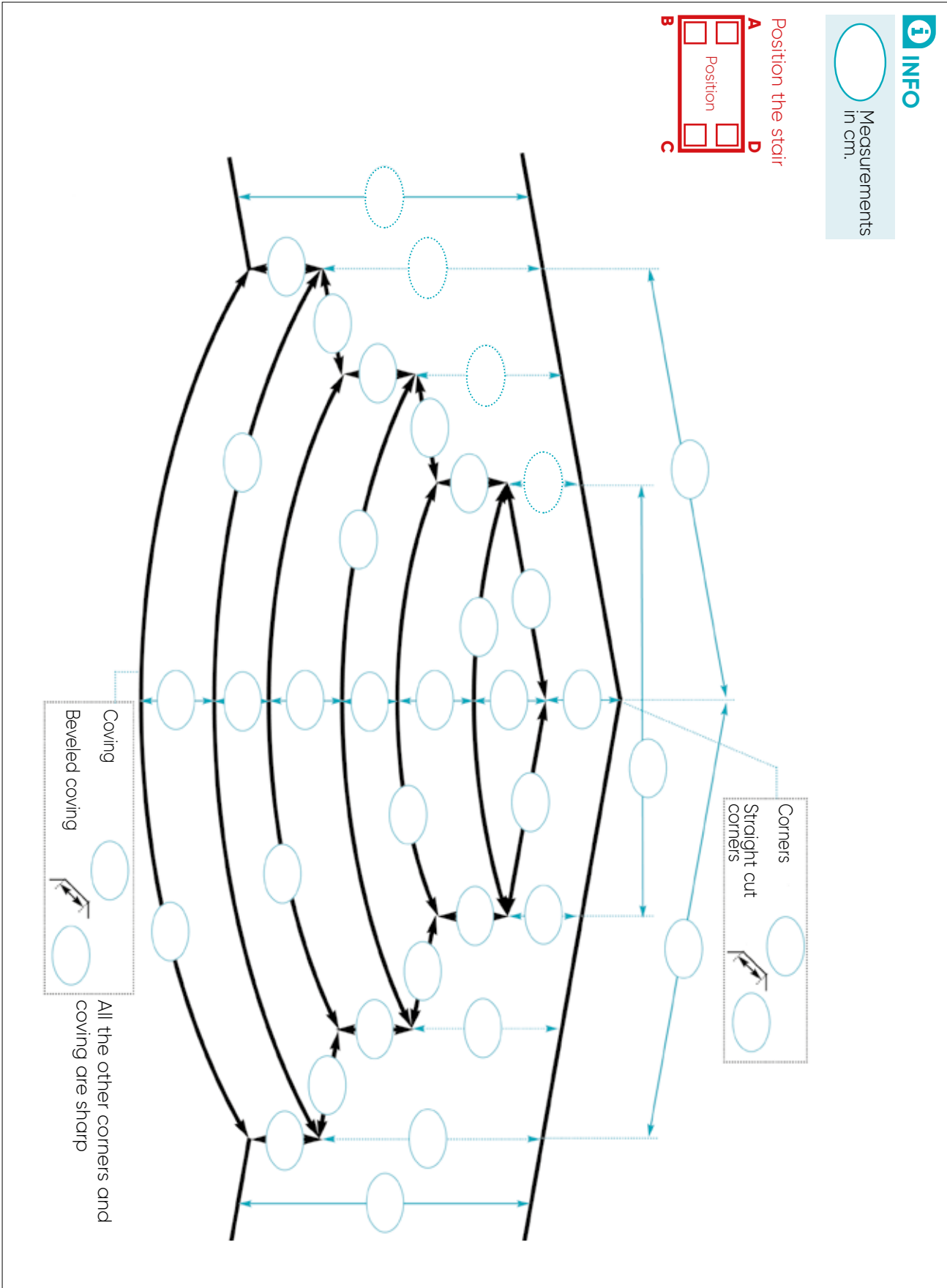
Customer N°:	Customer reference:	Order form date:	Company:
--------------	---------------------	------------------	----------



i You can't find your drawing? Please contact us.

ROUNDED CORNER STAIR - 3 STEPS

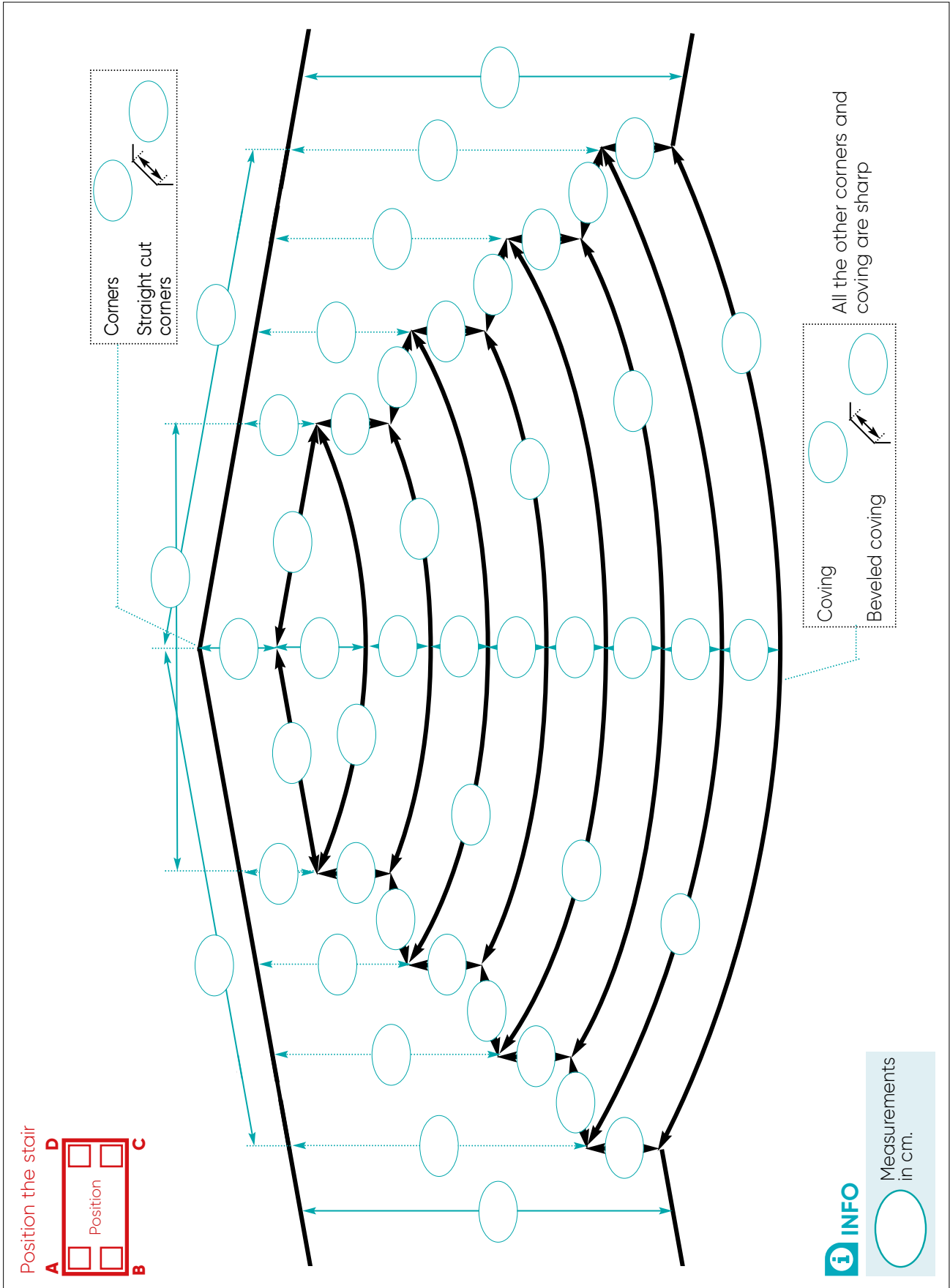
Customer N°:	Customer reference:	Order form date:	Company:
--------------	---------------------	------------------	----------



You can't find your drawing? **Please contact us.**

ROUNDED CORNER STAIR - 4 STEPS

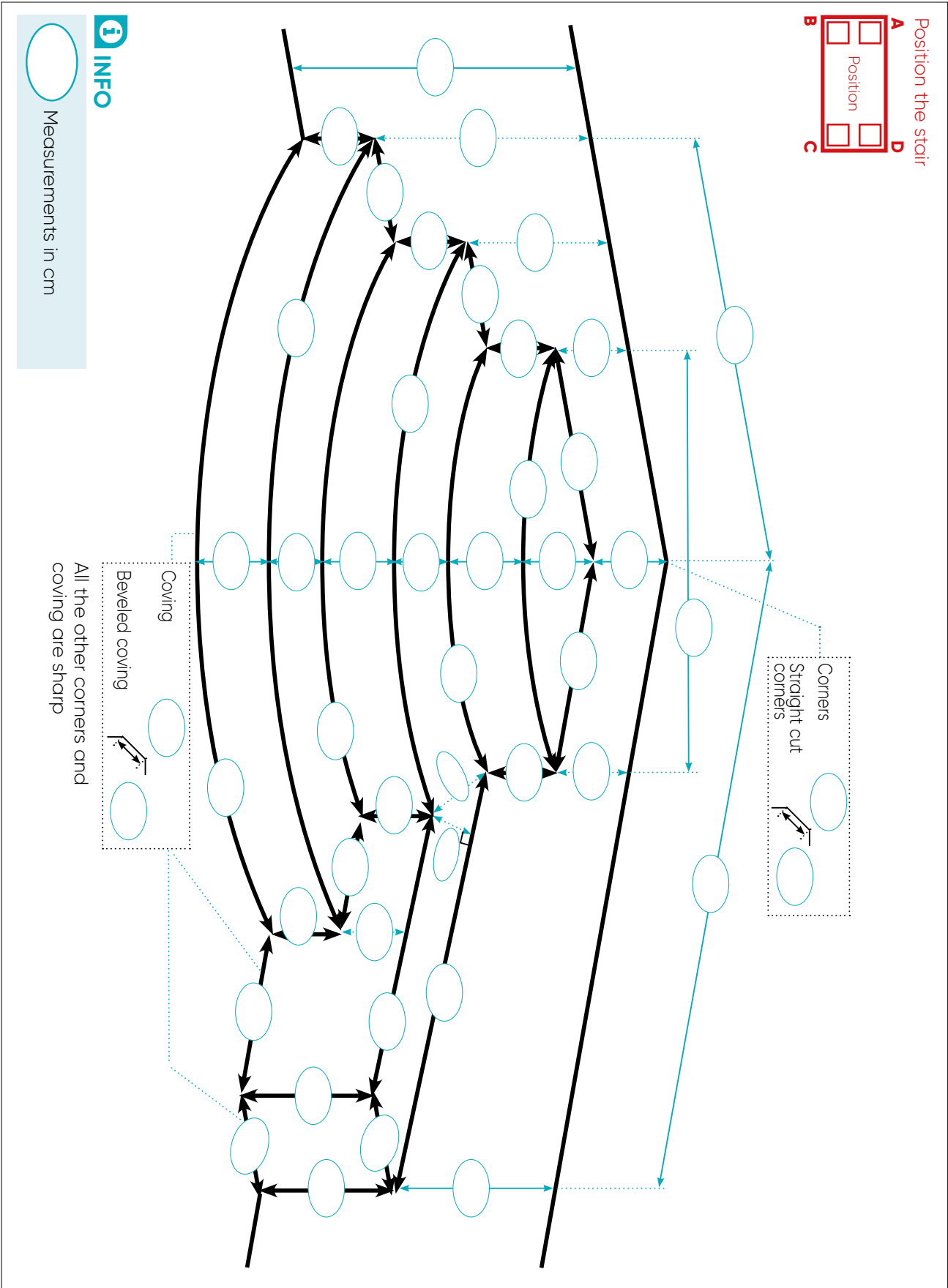
Customer N°:	Customer reference:	Order form date:	Company:
--------------	---------------------	------------------	----------



i You can't find your drawing? Please contact us.

ROUNDED CORNER STAIR + BENCH - 3 STEPS

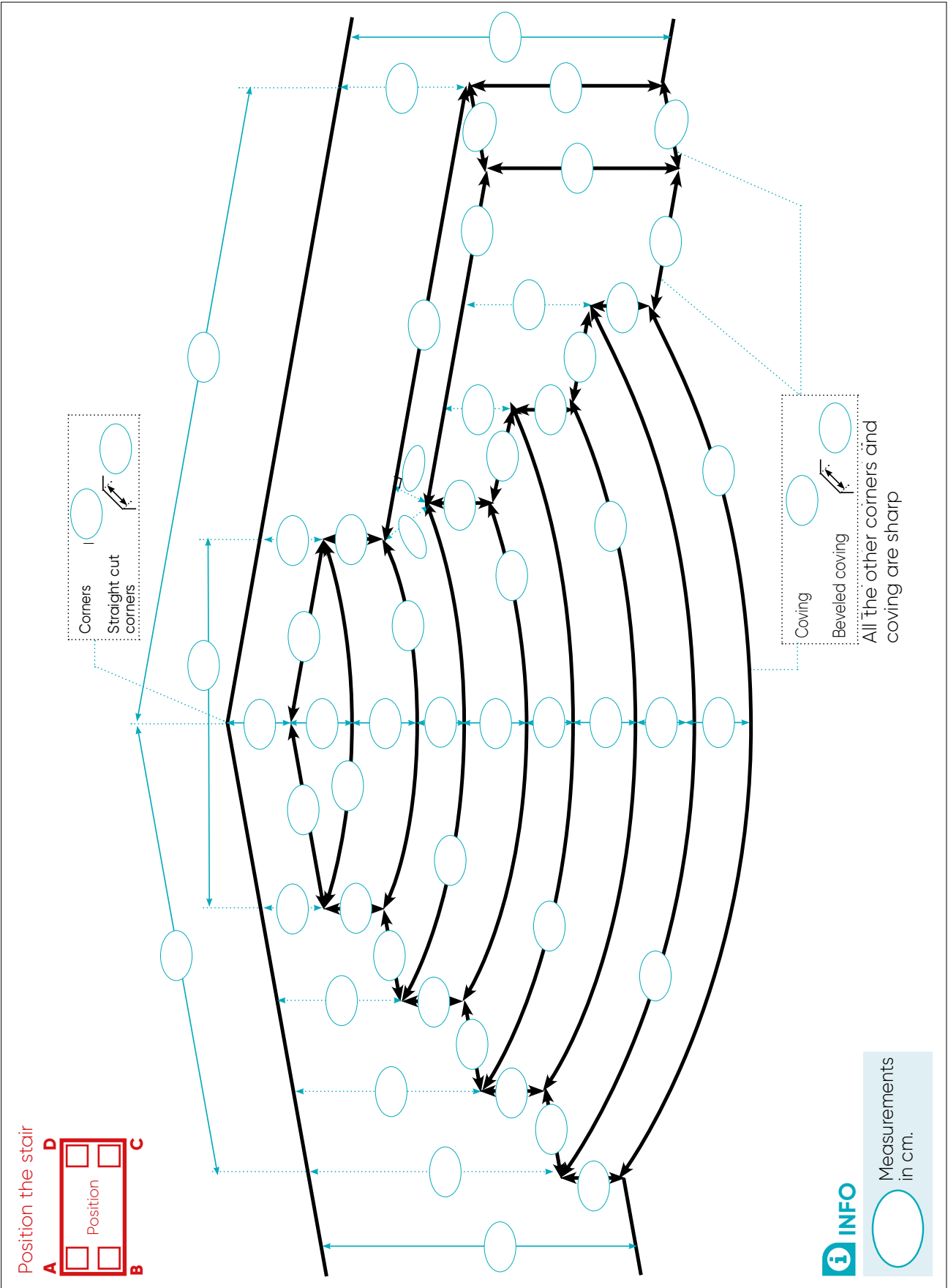
Customer N°:	Customer reference:	Order form date:	Company:
--------------	---------------------	------------------	----------



i You can't find your drawing? **Please contact us.**

ROUNDED CORNER STAIR + BENCH - 4 STEPS

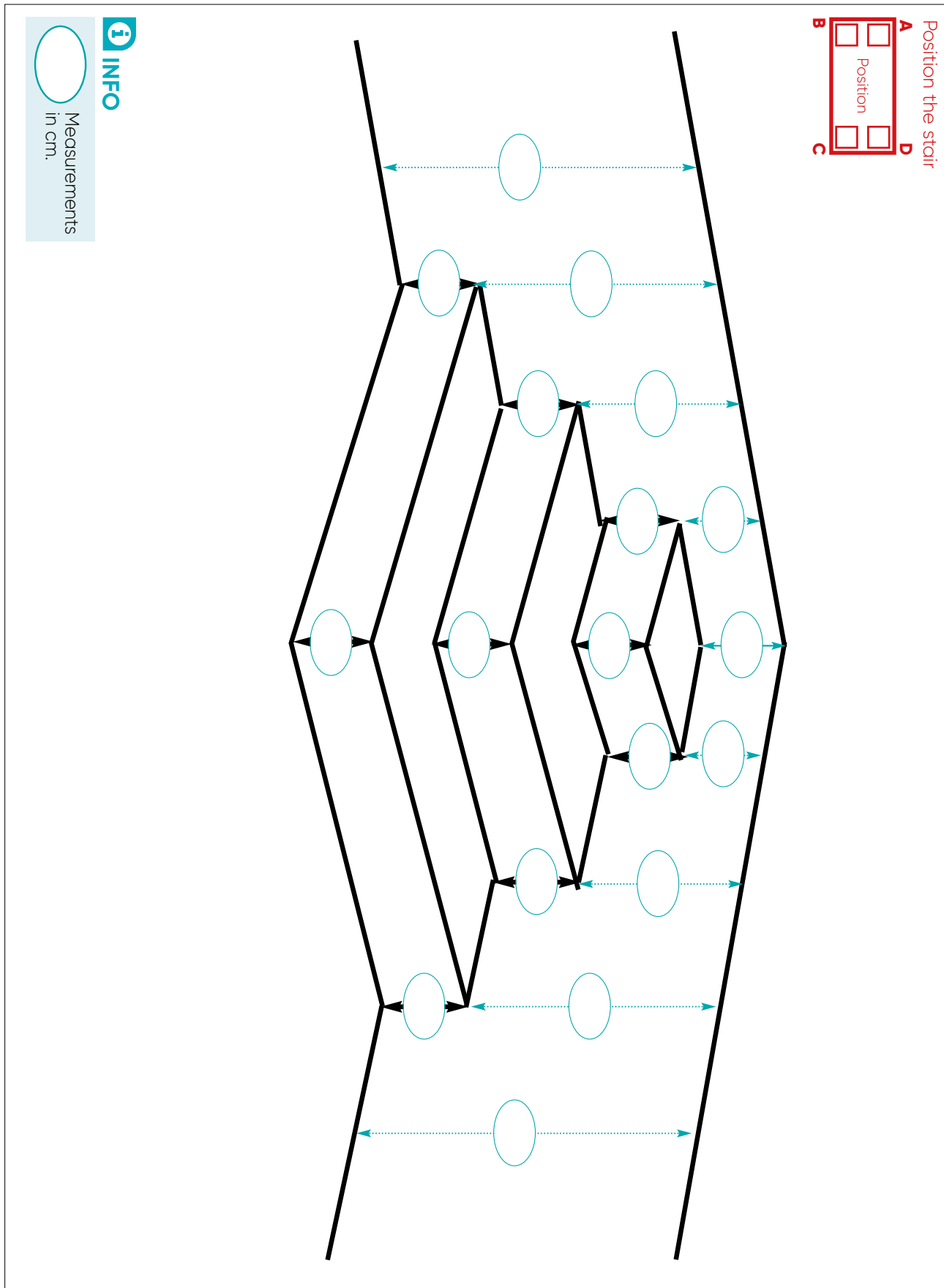
Customer N°:	Customer reference:	Order form date:	Company:
--------------	---------------------	------------------	----------



i You can't find your drawing? Please contact us.

CUT CORNER STAIR - 3 STEPS - 1/3

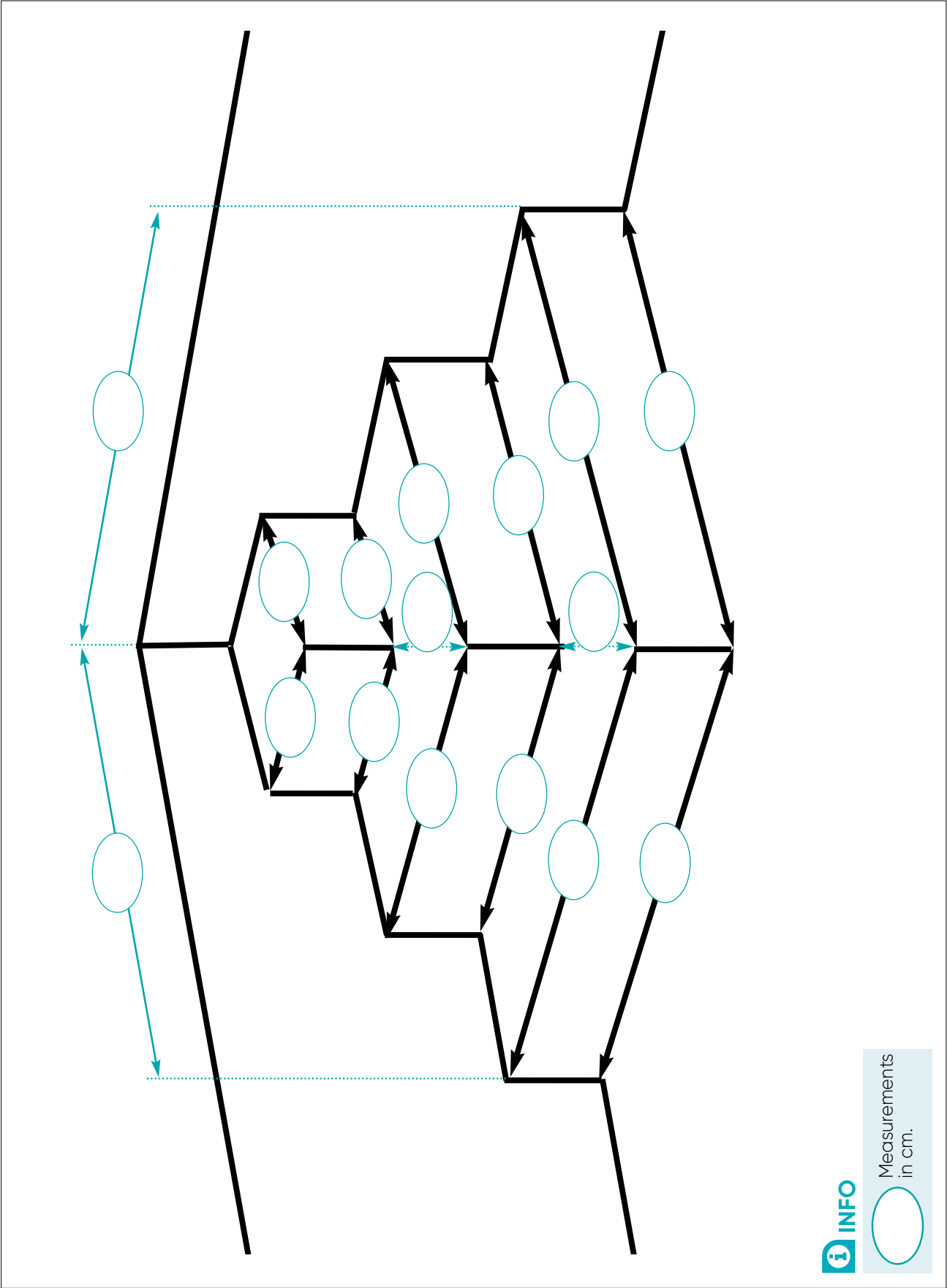
Customer N°:	Customer reference:	Order form date:	Company:
--------------	---------------------	------------------	----------



i You can't find your drawing? **Please contact us.**

CUT CORNER STAIR - 3 STEPS - 2/3

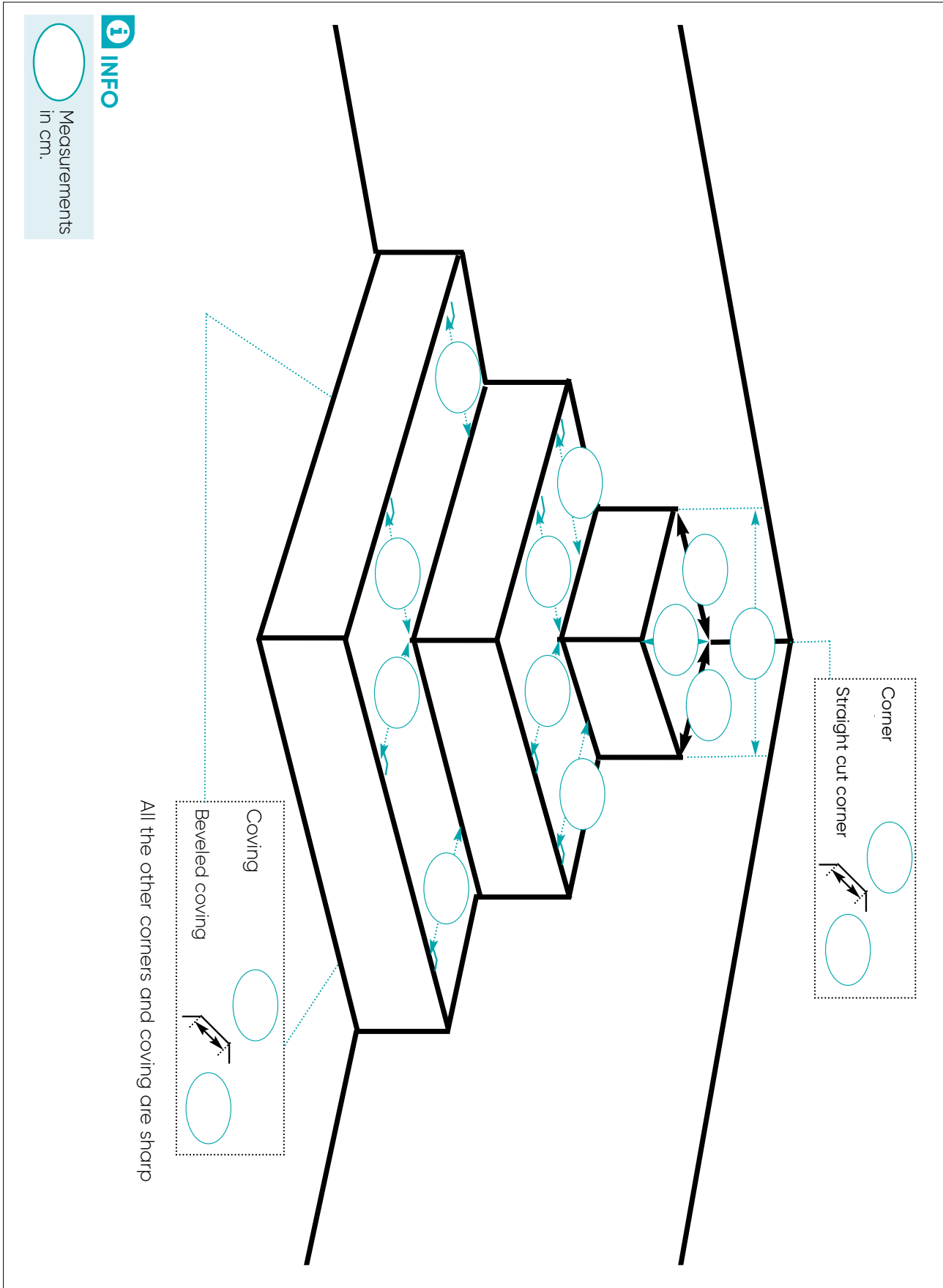
Customer N°:	Customer reference:	Order form date:	Company:
--------------	---------------------	------------------	----------



i You can't find your drawing? Please contact us.

CUT CORNER STAIR - 3 STEPS - 3/3

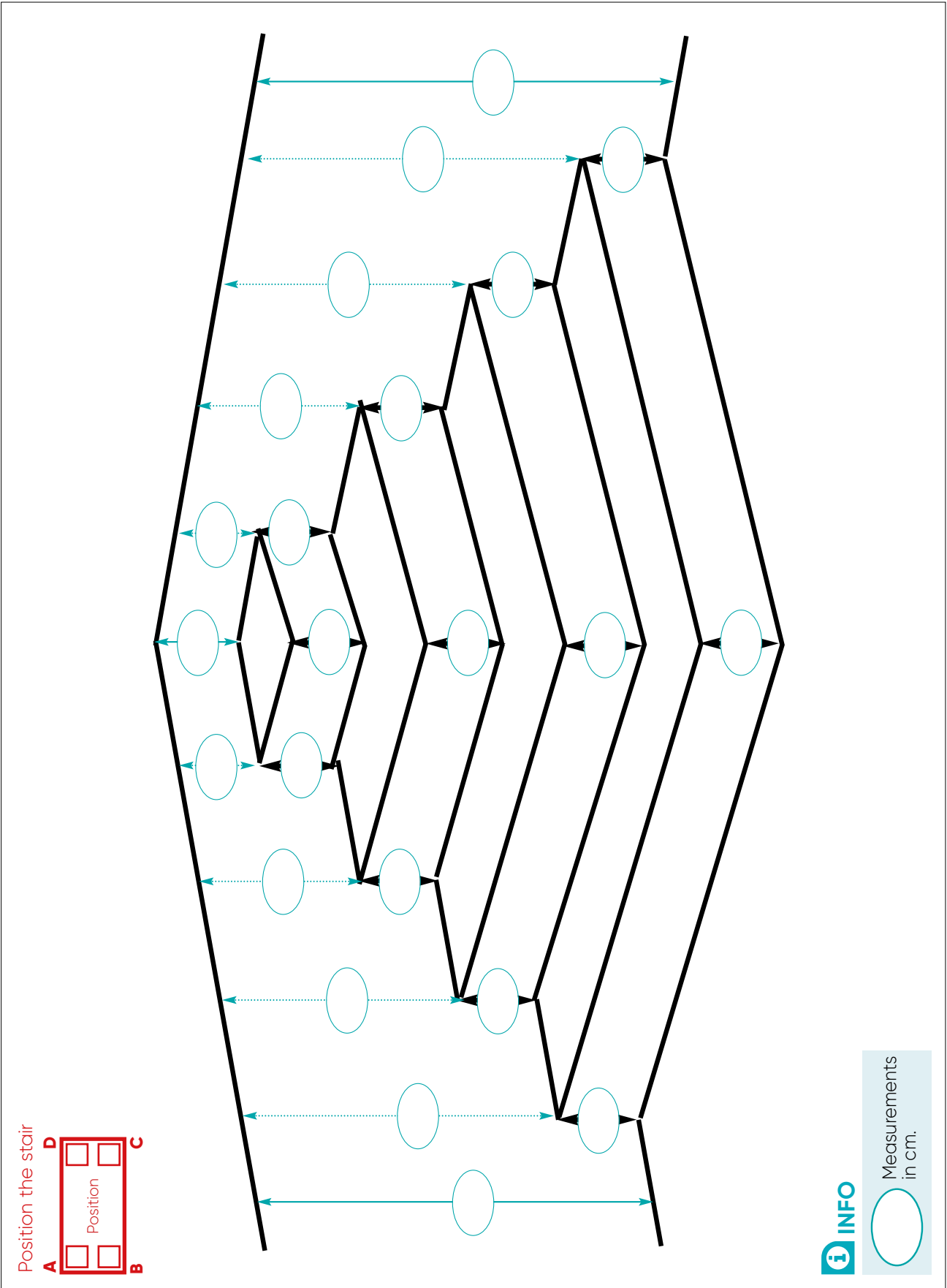
Customer N°:	Customer reference:	Order form date:	Company:
--------------	---------------------	------------------	----------



i You can't find your drawing? **Please contact us.**

CUT CORNER STAIR - 4 STEPS - 1/3

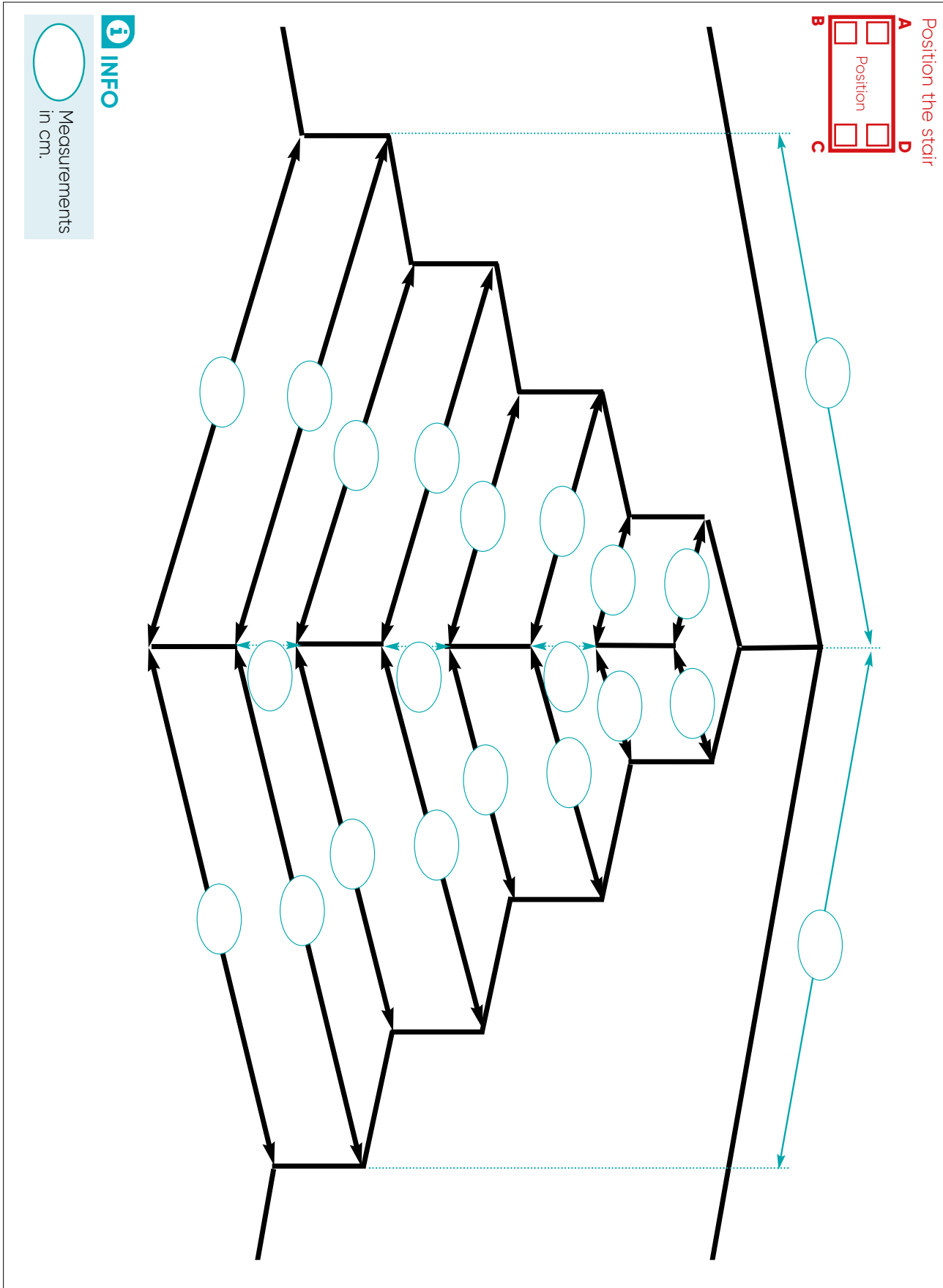
Customer N°:	Customer reference:	Order form date:	Company:
--------------	---------------------	------------------	----------



i You can't find your drawing? Please contact us.

CUT CORNER STAIR - 4 STEPS - 2/3

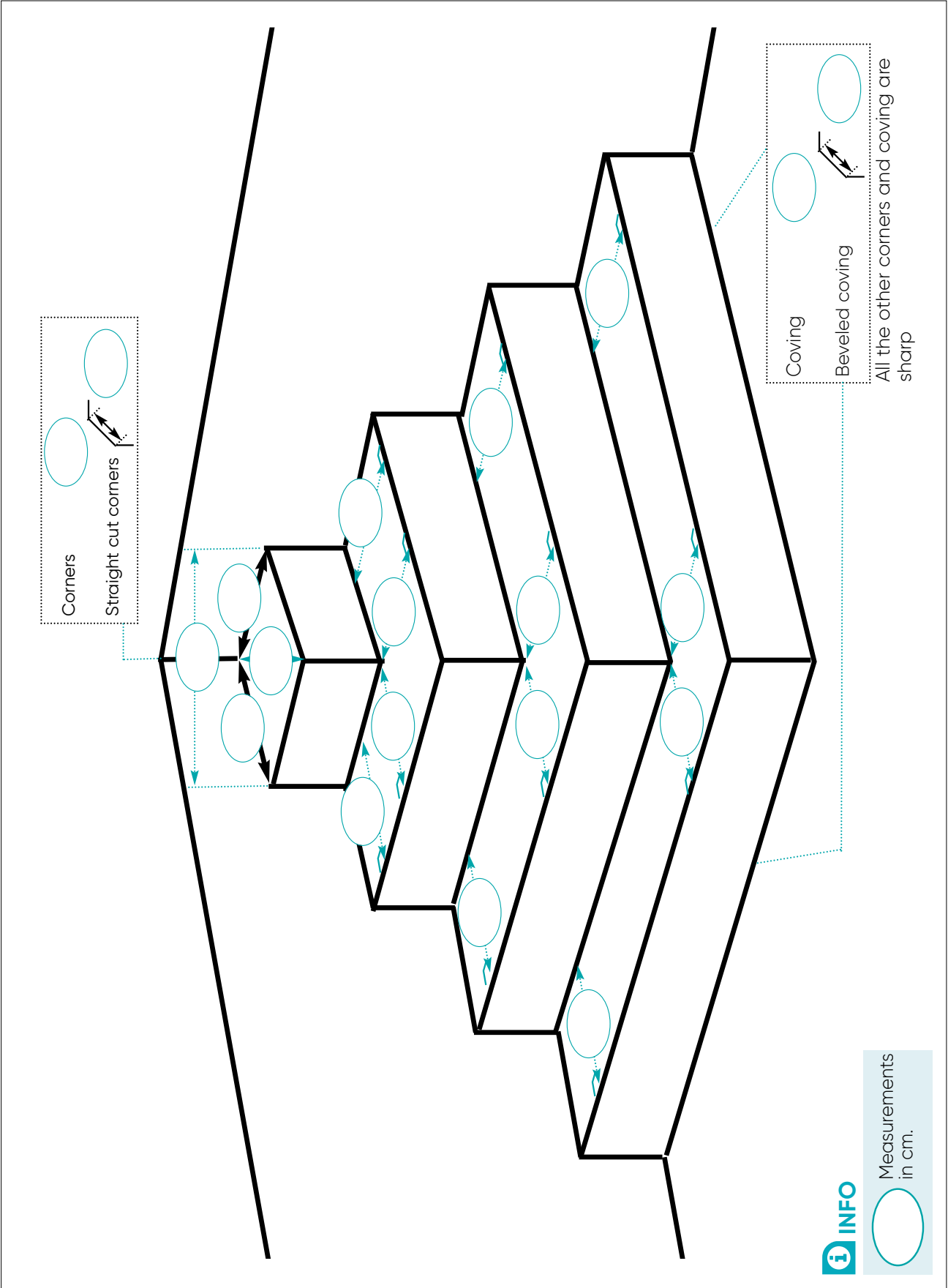
Customer N°:	Customer reference:	Order form date:	Company:
--------------	---------------------	------------------	----------



i You can't find your drawing? **Please contact us.**

CUT CORNER STAIR - 4 STEPS - 3/3

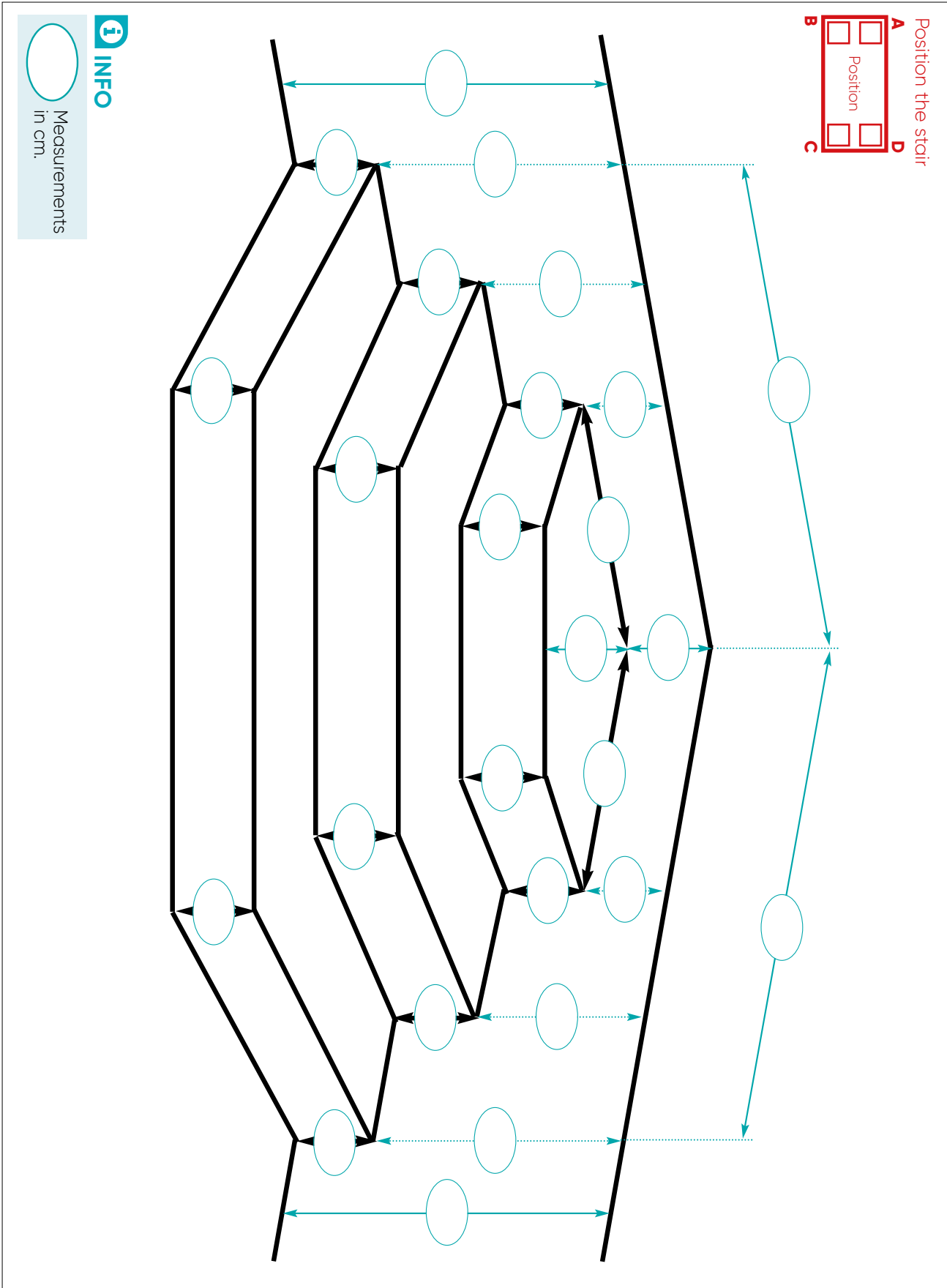
Customer N°:	Customer reference:	Order form date:	Company:
--------------	---------------------	------------------	----------



i You can't find your drawing? Please contact us.

3-SIDED CUT CORNER STAIR - 3 STEPS - 1/3

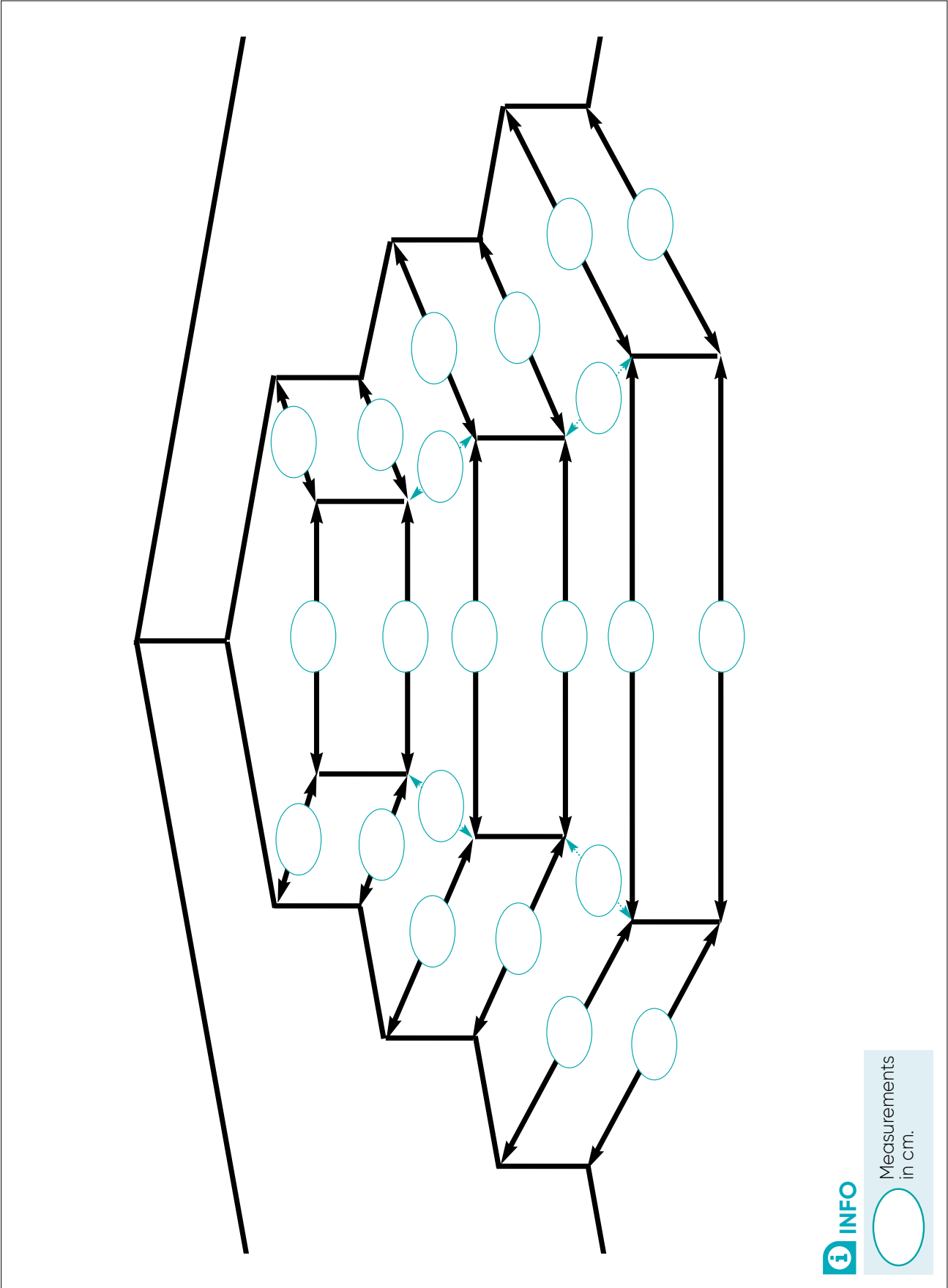
Customer N°:	Customer reference:	Order form date:	Company:
--------------	---------------------	------------------	----------



i You can't find your drawing? **Please contact us.**

3-SIDED CUT CORNER STAIR - 3 STEPS - 2/3

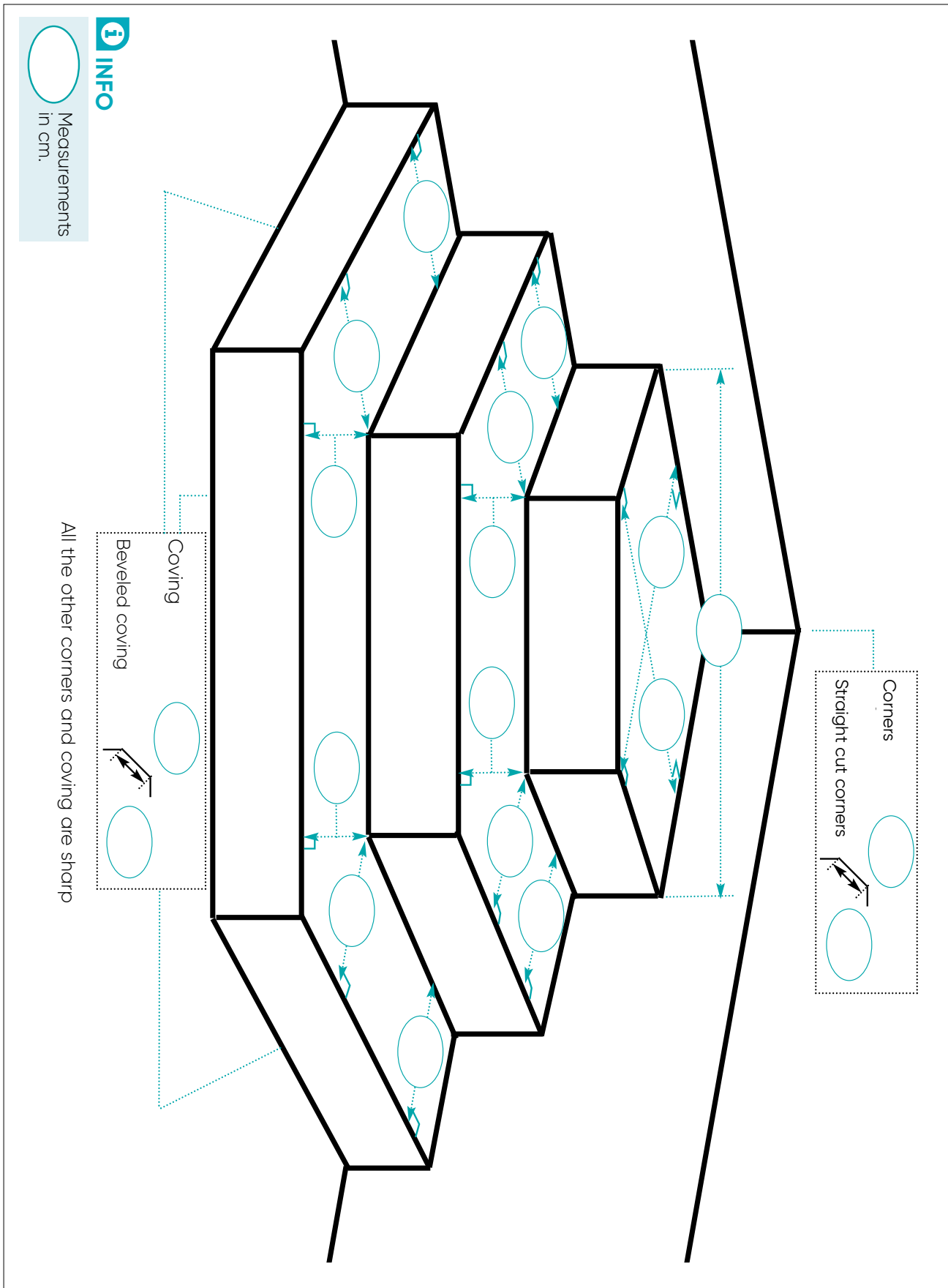
Customer N°:	Customer reference:	Order form date:	Company:
--------------	---------------------	------------------	----------



i You can't find your drawing? Please contact us.

3-SIDED CUT CORNER STAIR - 3 STEPS - 3/3

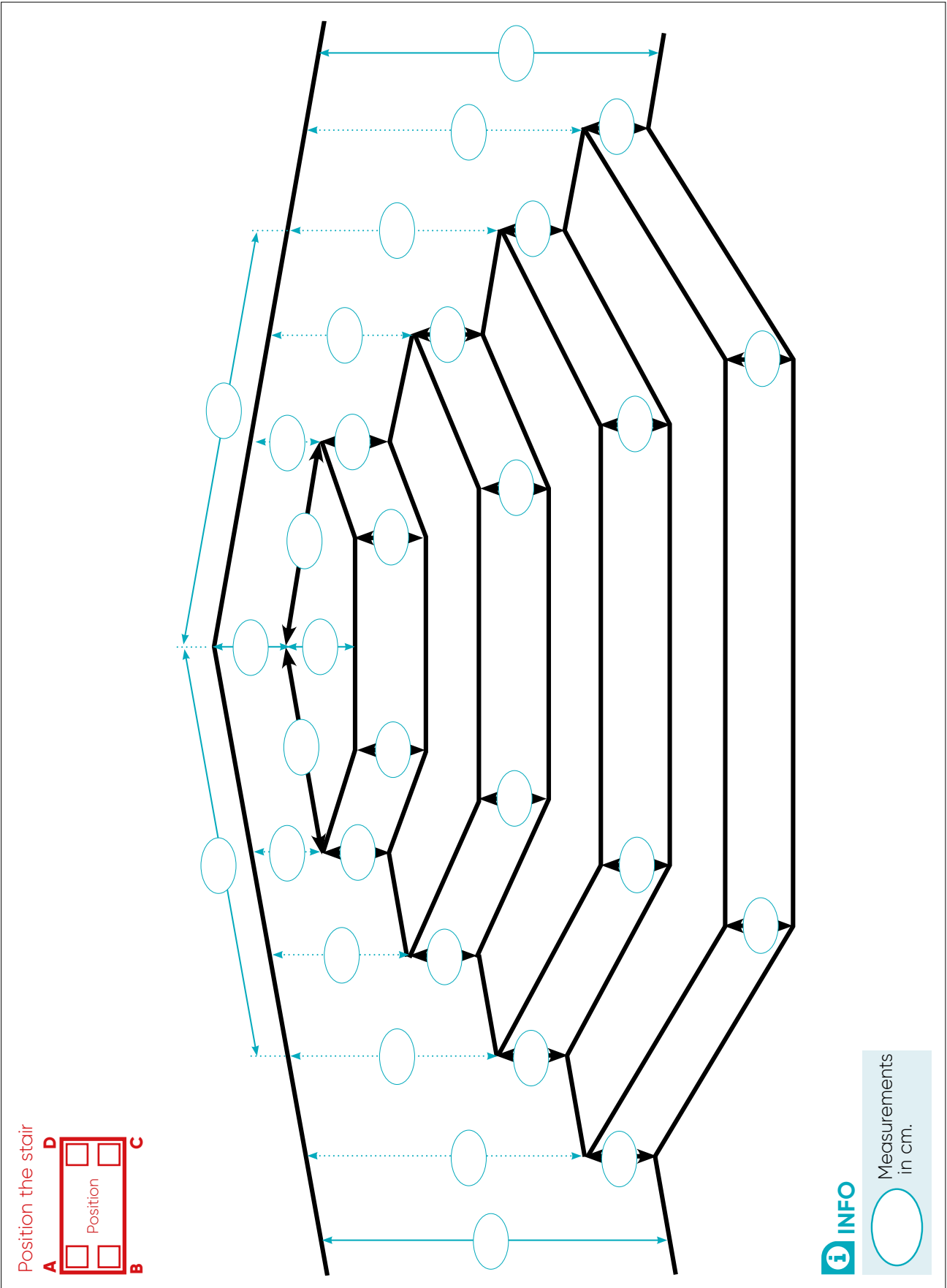
Customer N°:	Customer reference:	Order form date:	Company:
--------------	---------------------	------------------	----------



You can't find your drawing? **Please contact us.**

3-SIDED CUT CORNER STAIR - 4 STEPS - 1/3

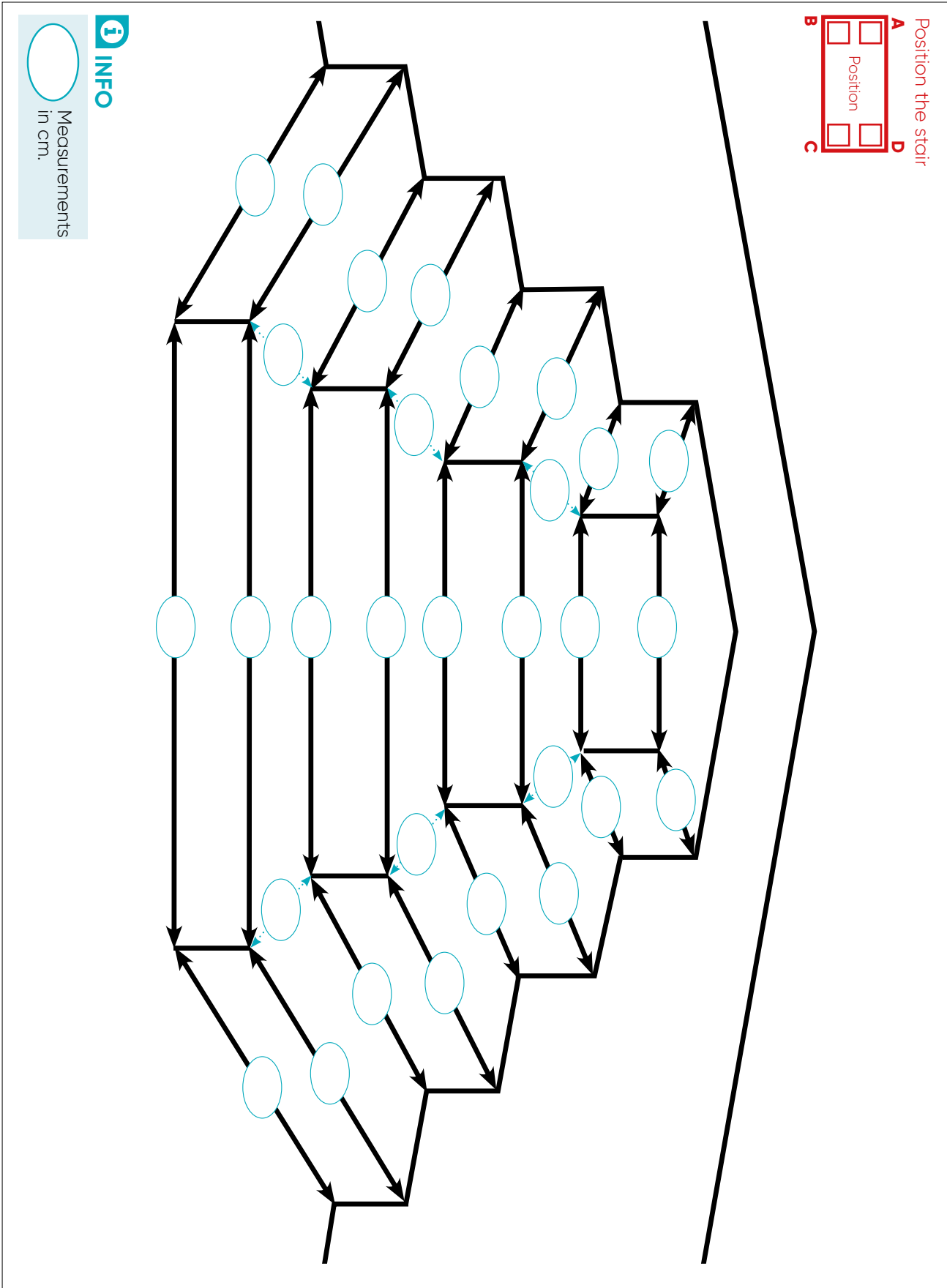
Customer N°:	Customer reference:	Order form date:	Company:
--------------	---------------------	------------------	----------



i You can't find your drawing? Please contact us.

3-SIDED CUT CORNER STAIR - 4 STEPS - 2/3

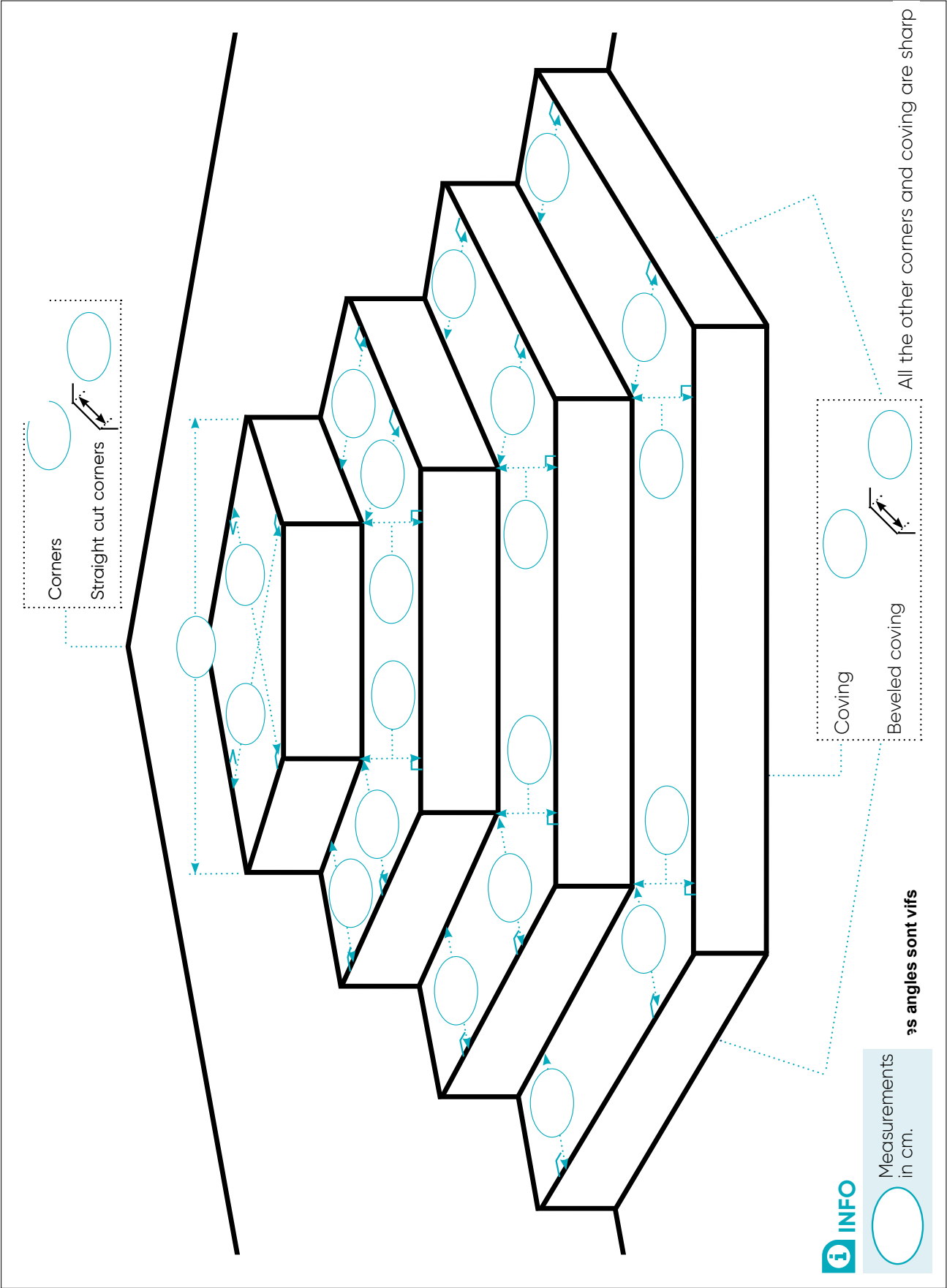
Customer N°:	Customer reference:	Order form date:	Company:
--------------	---------------------	------------------	----------



i You can't find your drawing? **Please contact us.**

3-SIDED CUT CORNER STAIR - 4 STEPS - 3/3

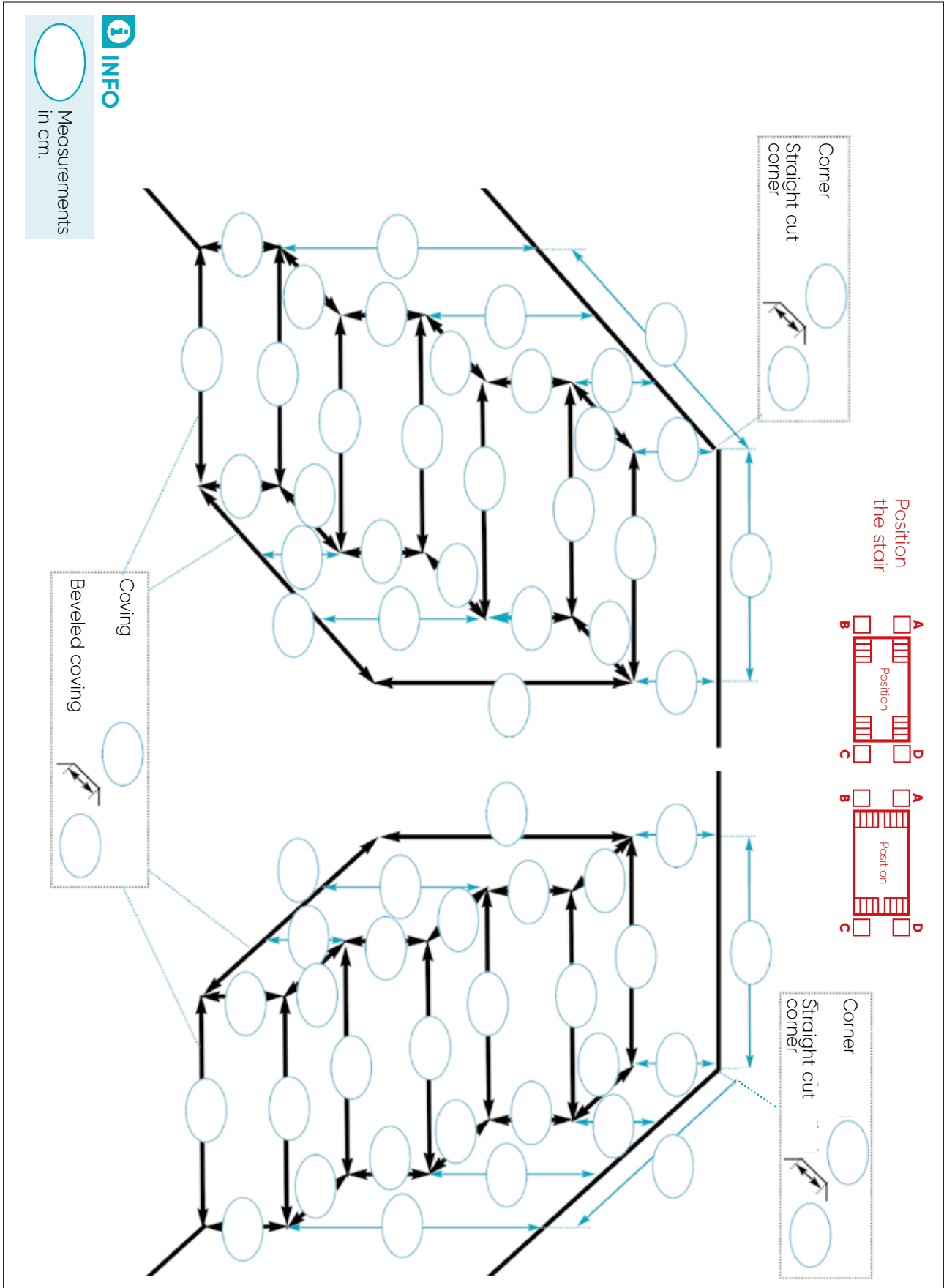
Customer N°:	Customer reference:	Order form date:	Company:
--------------	---------------------	------------------	----------



i You can't find your drawing? Please contact us.

SQUARE INTERNAL STAIR - 3 STEPS

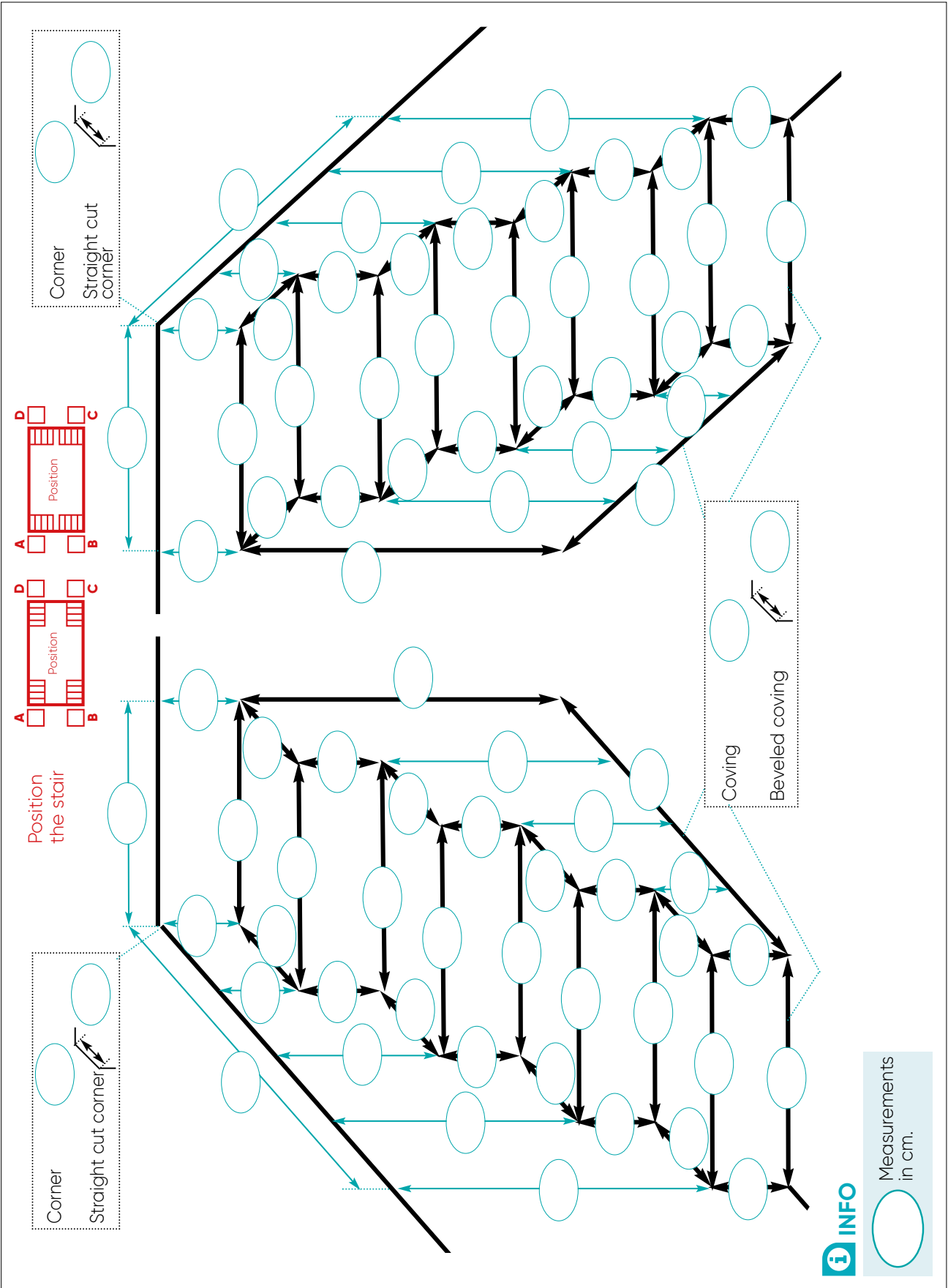
Customer N°:	Customer reference:	Order form date:	Company:
--------------	---------------------	------------------	----------



i You can't find your drawing? **Please contact us.**

SQUARE INTERNAL STAIR - 4 STEPS

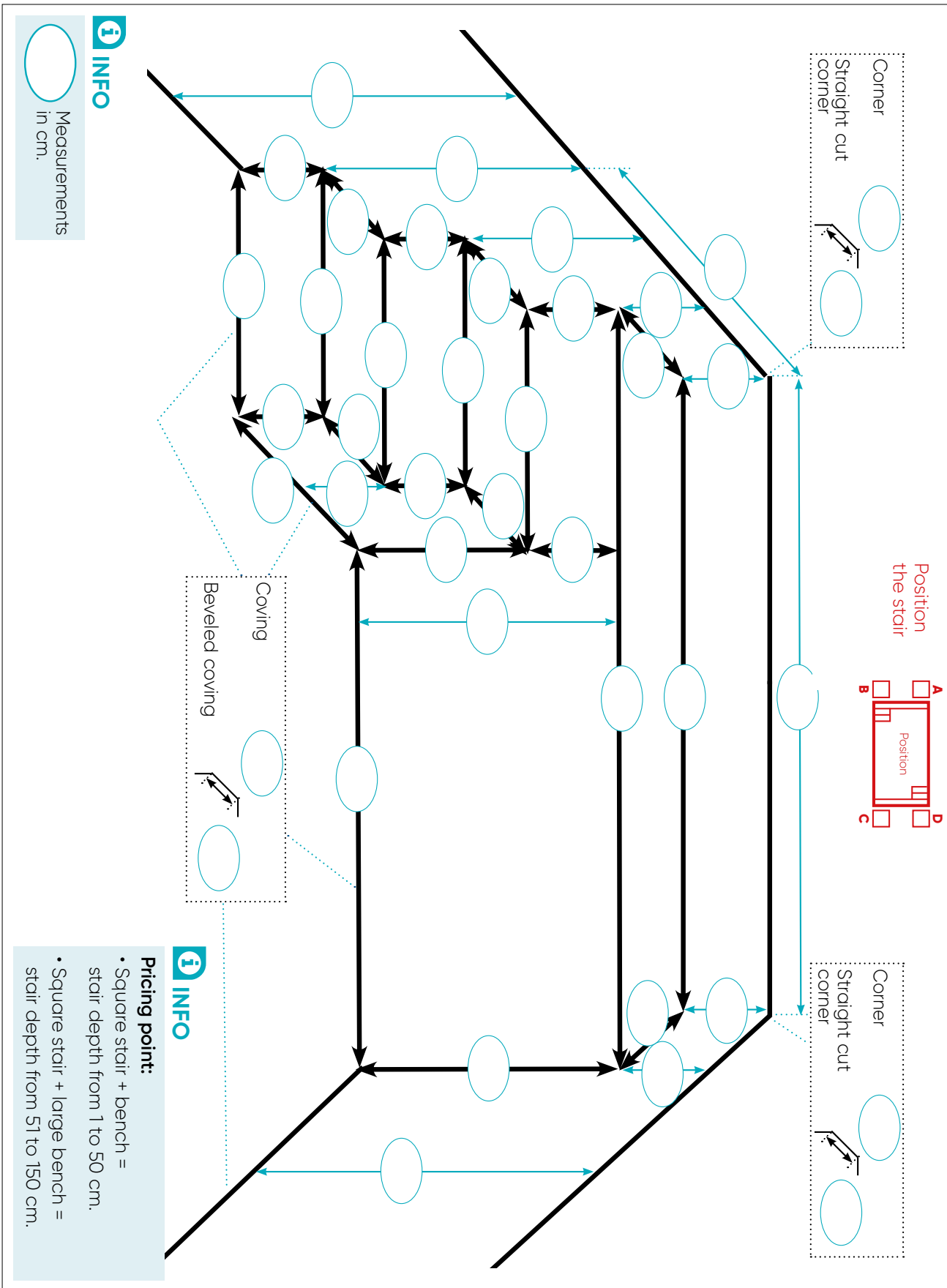
Customer N°:	Customer reference:	Order form date:	Company:
--------------	---------------------	------------------	----------



i You can't find your drawing? Please contact us.

SQUARE INTERNAL STAIR + BENCH - 3 STEPS (1/2)

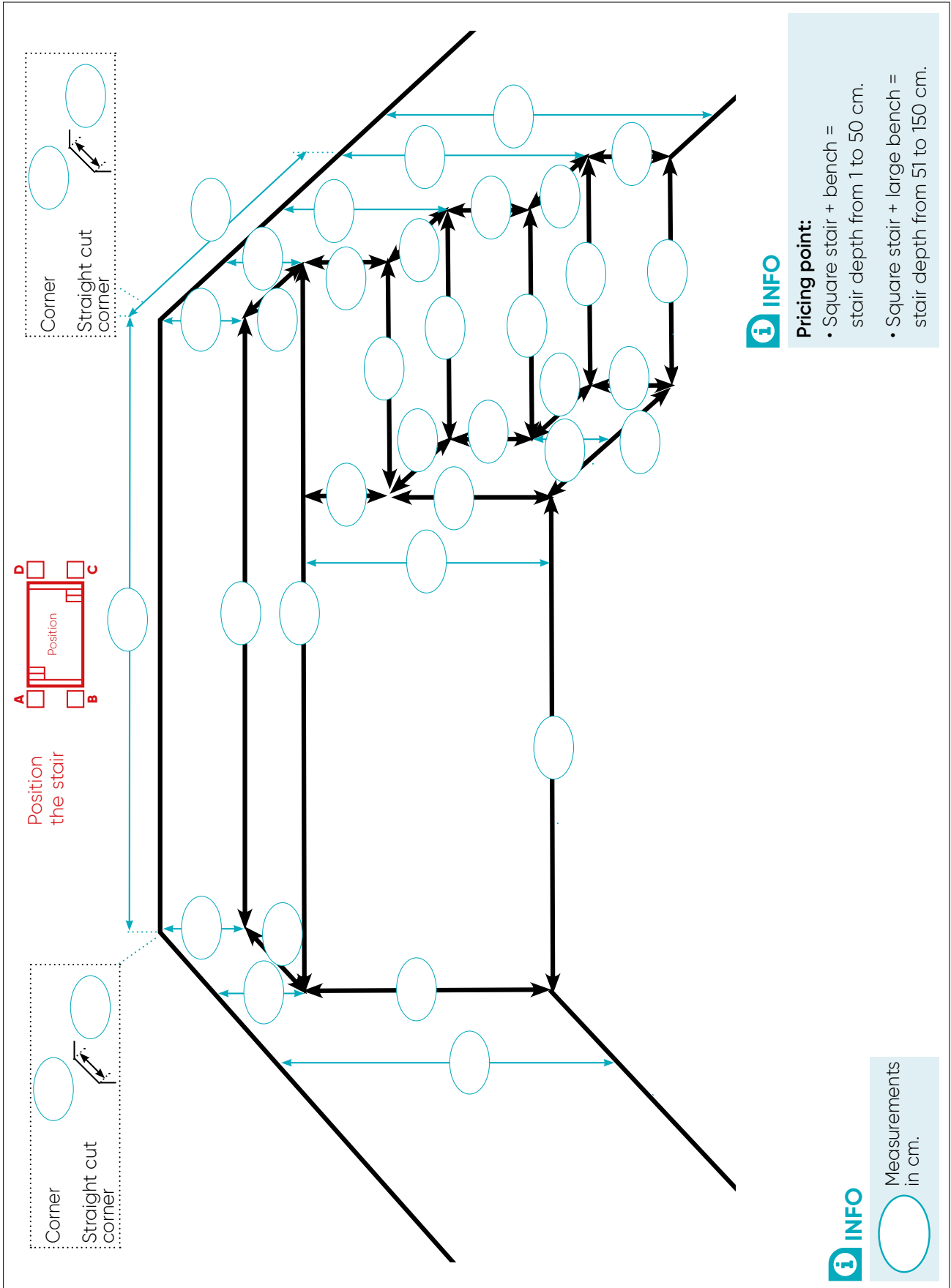
Customer N°:	Customer reference:	Order form date:	Company:
--------------	---------------------	------------------	----------



You can't find your drawing? **Please contact us.**

SQUARE INTERNAL STAIR + BENCH - 3 STEPS (2/2)

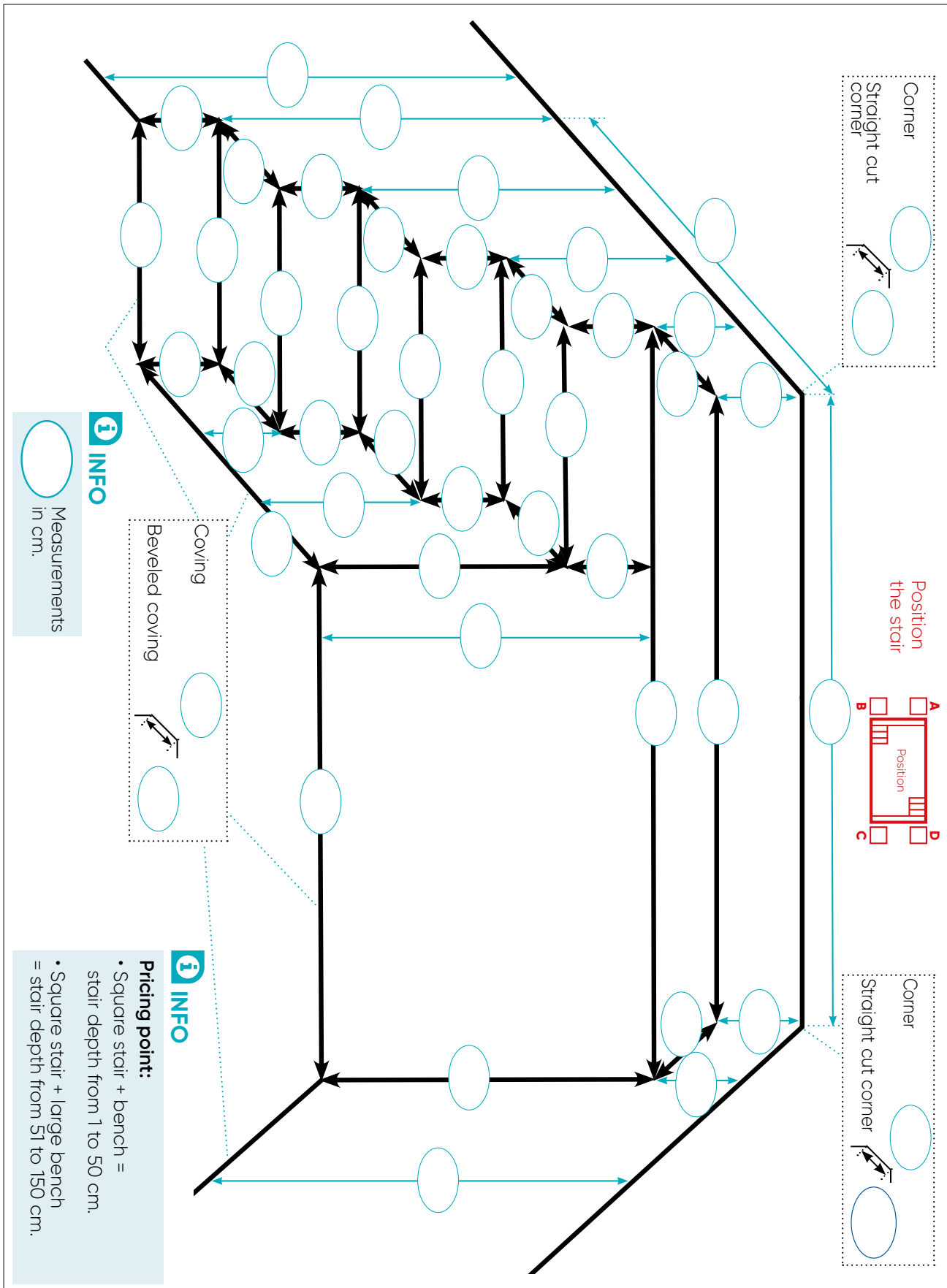
Customer N°:	Customer reference:	Order form date:	Company:
--------------	---------------------	------------------	----------



i You can't find your drawing? Please contact us.

SQUARE INTERNAL STAIR + BENCH - 4 STEPS (1/2)

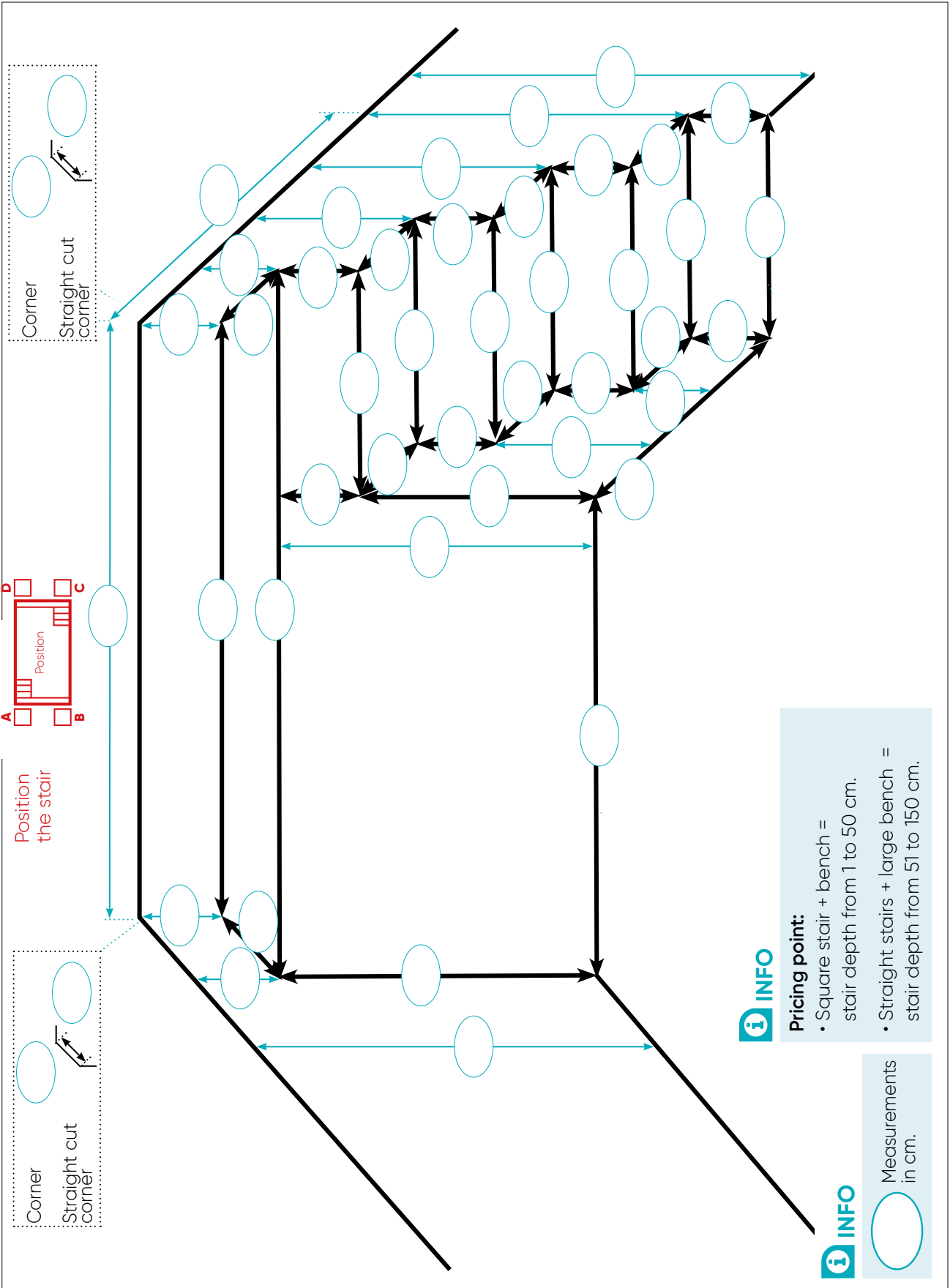
Customer N°:	Customer reference:	Order form date:	Company:
--------------	---------------------	------------------	----------



i You can't find your drawing? **Please contact us.**

SQUARE INTERNAL STAIR + BENCH - 4 STEPS (2/2)

Customer N°:	Customer reference:	Order form date:	Company:
--------------	---------------------	------------------	----------



INFO You can't find your drawing? Please contact us.

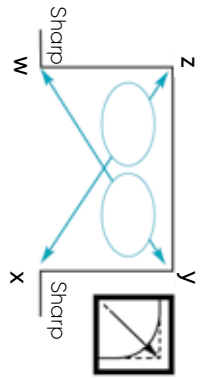
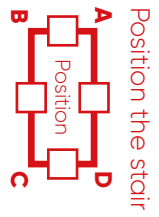
HALF LEVEL SQUARE STAIR

Customer N°:	Customer reference:	Order form date:	Company:
--------------	---------------------	------------------	----------


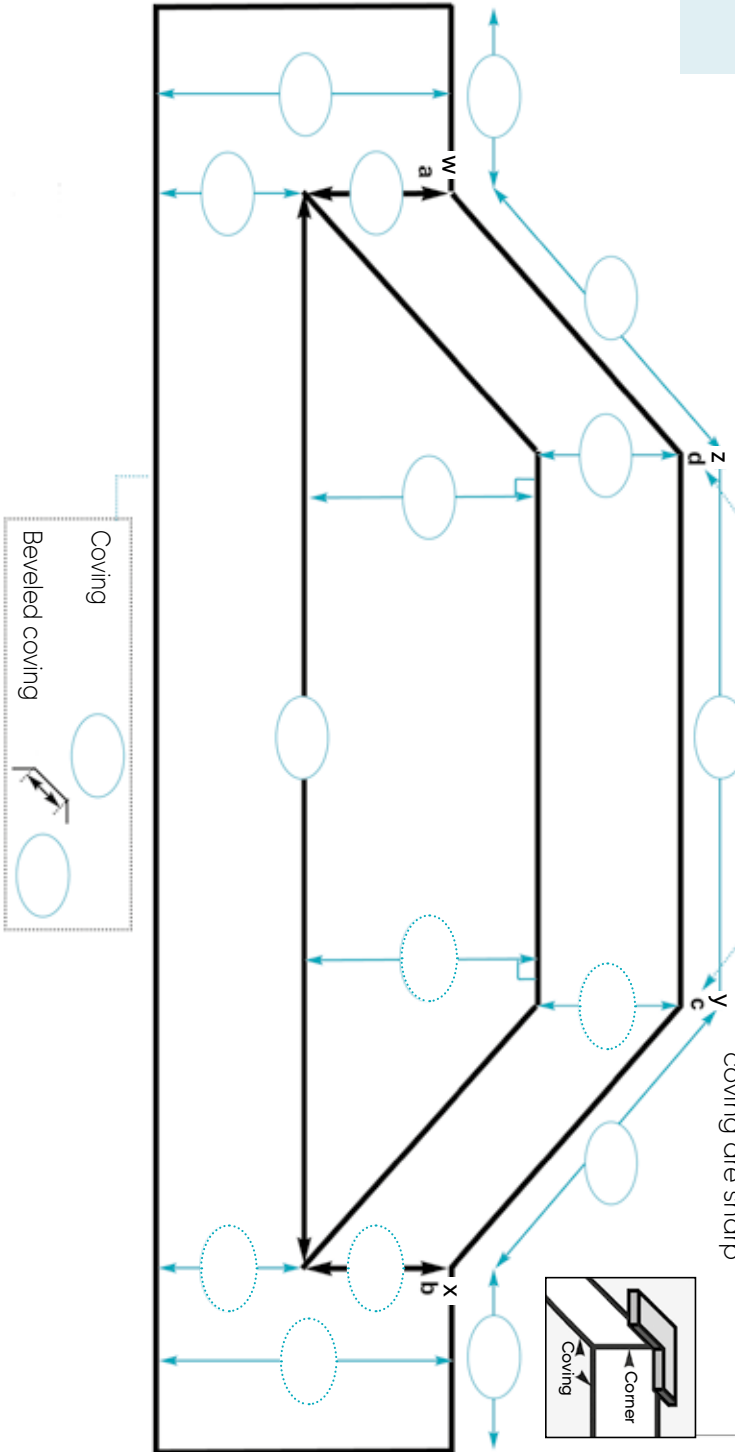
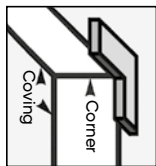
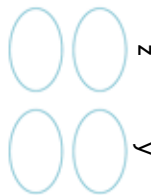
INFO

- Measurements in cm **Mandatory**
- Measurements in cm **Not mandatory**

These measurements are recommended but not mandatory. If they are not provided, we will consider that the measurements given are symmetrical.



Corners
Straight cut corners
All the other corners and coving are sharp



i You can't find your drawing? **Please contact us.**

Customer N°:	Customer reference:	Order form date:	Company:
--------------	---------------------	------------------	----------

For Rollinside automatic cover: Yes No

INFO

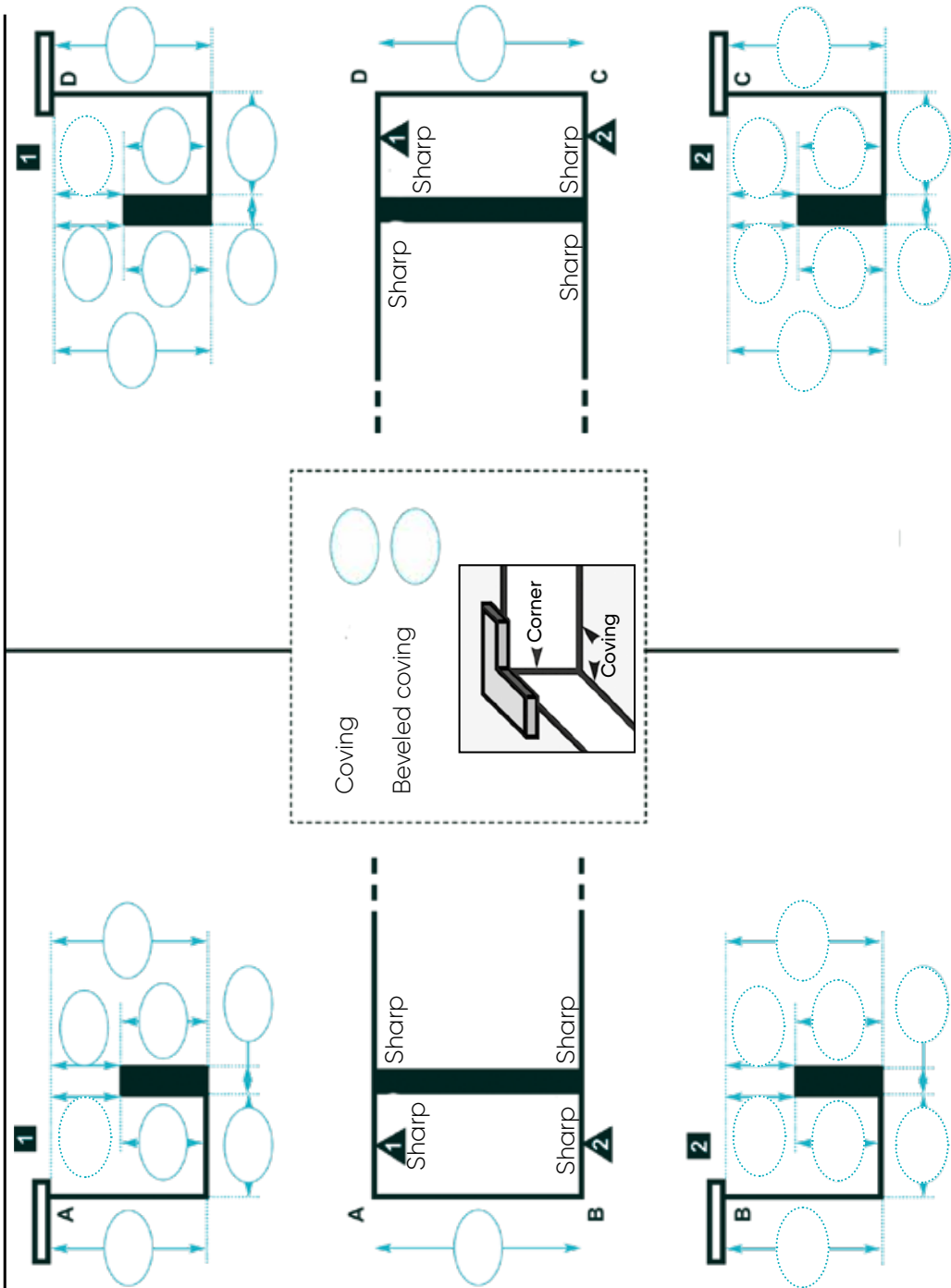


Measurements in cm



Measurements in cm
Not mandatory

These measurements are recommended but not mandatory. If they are not provided, we will consider that the measurements given are symmetrical.



i

You can't find your drawing? **Please contact us.**